

CLOVIS UNIFIED SCHOOL DISTRICT

FRESNO COUNTY
CLOVIS, CALIFORNIA

ANNUAL FINANCIAL STATEMENTS
WITH REPORT OF INDEPENDENT
CERTIFIED PUBLIC ACCOUNTANT

JUNE 30, 2011

JLG

Jeanette L. Garcia & Associates
CERTIFIED PUBLIC ACCOUNTANT

CLOVIS UNIFIED SCHOOL DISTRICT
TABLE OF CONTENTS
JUNE 30, 2011

PAGE

INTRODUCTORY SECTION

TABLE OF CONTENTS

i

FINANCIAL SECTION

INDEPENDENT AUDITOR'S REPORT ON FINANCIAL
STATEMENTS AND SUPPLEMENTARY SCHEDULE OF
EXPENDITURES OF FEDERAL AWARDS

1

MANAGEMENT'S DISCUSSION AND ANALYSIS

3

BASIC FINANCIAL STATEMENTS

Government-Wide Financial Statements:

Statement of Net Assets

Exhibit A

17

Statement of Activities

Exhibit B

19

Fund Financial Statements:

Balance Sheet - Governmental Funds

Exhibit C

20

Reconciliation of the Governmental Funds Balance
Sheet to the Statement of Net Assets

Exhibit D

21

Statement of Revenues, Expenditures, and Changes

In Fund Balances - Governmental Funds

Exhibit E

22

Reconciliation of the Governmental Funds Statement of
Revenues, Expenditures, and Changes in Fund
Balances to the Statement of Activities

Exhibit F

24

Statement of Fund Net Assets - Proprietary Funds

Exhibit G

26

Statement of Revenues, Expenditures, and Changes in
Fund Net Assets - Proprietary Funds

Exhibit H

27

Statement of Cash Flows - Proprietary Funds

Exhibit I

28

Statement of Assets and Liabilities - Fiduciary Funds

Exhibit J

29

CLOVIS UNIFIED SCHOOL DISTRICT
TABLE OF CONTENTS
 JUNE 30, 2011

	<u>PAGE</u>
NOTES TO THE BASIC FINANCIAL STATEMENTS	30
 <u>REQUIRED SUPPLEMENTARY INFORMATION SECTION</u>	
Budgetary Comparison Schedule - General Fund	73
Other Postemployment Benefits (OPEB)	
Schedule of Funding Progress	75
 <u>SUPPLEMENTARY INFORMATION SECTION</u>	
COMBINING FINANCIAL STATEMENTS - NONMAJOR	
 <u>Special Revenue Funds - Nonmajor</u>	
Combining Balance Sheet	Statement 1 76
Combining Statement of Revenues, Expenditures and Changes in Fund Balances	Statement 2 77
 <u>Debt Service Fund - Nonmajor</u>	
Balance Sheet	Statement 3 78
Statement of Revenues, Expenditures and Changes in Fund Balance	Statement 4 79
 <u>Capital Projects Funds - Nonmajor</u>	
Combining Balance Sheet	Statement 5 80
Combining Statement of Revenues, Expenditures and Changes in Fund Balances	Statement 6 81

CLOVIS UNIFIED SCHOOL DISTRICT
TABLE OF CONTENTS
 JUNE 30, 2011

		<u>PAGE</u>
<u>Agency Funds</u>		
Combining Statement of Assets and Liabilities - Agency Funds	Statement 7	83
Combining Statement of Assets and Liabilities - Student Body Funds	Statement 8	84
Combining Statement of Changes in Assets and Liabilities - Student Body Funds	Statement 9	85
Combining Statement of Assets and Liabilities - High Schools	Statement 10	87
Combining Statement of Changes in Assets and Liabilities - High Schools	Statement 11	88
Combining Statement of Assets and Liabilities - Intermediate Schools	Statement 12	92
Combining Statement of Changes in Assets and Liabilities - Intermediate Schools	Statement 13	93
Combining Statement of Changes in Assets and Liabilities - Elementary Schools	Statement 14	96
 SUPPLEMENTARY SCHEDULES		
Governing Board and Organization	Schedule 1	98
Schedule of Average Daily Attendance	Schedule 2	99
Schedule of Instructional Time	Schedule 3	100
Schedule of Financial Trends and Analysis	Schedule 4	101
Schedule of Expenditures of Federal Awards	Schedule 5	102
Reconciliation of Annual Financial and Budget Report Form with Audited Financial Statements	Schedule 6	106
Schedule of Charter Schools	Schedule 7	107
 NOTES TO SUPPLEMENTARY INFORMATION		 108

CLOVIS UNIFIED SCHOOL DISTRICT
TABLE OF CONTENTS
JUNE 30, 2011

PAGE

AUDITOR'S REPORT ON INTERNAL CONTROLS OVER FINANCIAL
REPORTING AND ON COMPLIANCE AND OTHER MATTERS BASED
ON AN AUDIT OF FINANCIAL STATEMENTS PERFORMED IN
ACCORDANCE WITH GOVERNMENT AUDITING STANDARDS

110

REPORT ON COMPLIANCE WITH REQUIREMENTS THAT COULD HAVE A
DIRECT AND MATERIAL EFFECT ON EACH MAJOR PROGRAM AND ON
INTERNAL CONTROL OVER COMPLIANCE IN ACCORDANCE
WITH OMB CIRCULAR A-133

112

INDEPENDENT AUDITOR'S REPORT ON STATE COMPLIANCE

114

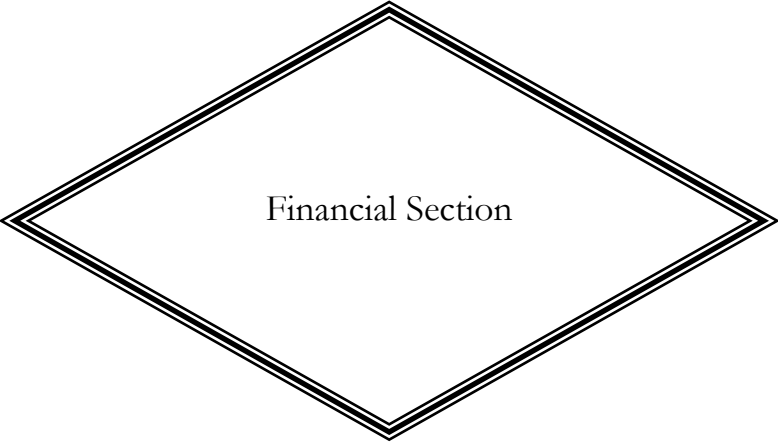
FINDINGS AND RECOMMENDATIONS SECTION

SCHEDULE OF AUDIT FINDINGS AND QUESTIONED COSTS

116

STATUS OF PRIOR YEAR FINDINGS AND RECOMMENDATIONS

119



Financial Section



Jeanette L. Garcia & Associates

225 W. Hospitality Lane, Suite 317
San Bernardino, CA 92408
Phone: (909) 890-0353
Fax: (909) 890-0278

Jeanette L. Garcia,
CPA

INDEPENDENT AUDITOR'S REPORT ON FINANCIAL STATEMENTS AND SUPPLEMENTARY SCHEDULE OF EXPENDITURES OF FEDERAL AWARDS

Governing Board
Clovis Unified School District
Clovis, California

We have audited the accompanying financial statements of the governmental activities, each major fund, and the aggregate remaining fund information of the Clovis Unified School District (the District) as of and for the year ended June 30, 2011, which collectively comprise the District's basic financial statements as listed in the Table of Contents. These financial statements are the responsibility of the District's management. Our responsibility is to express opinions on these financial statements based on our audit.

We conducted our audit in accordance with auditing standards generally accepted in the United States of America and the standards applicable to financial audits contained in Government Auditing Standards, issued by the Comptroller General of the United States. Those standards require that we plan and perform the audit to obtain reasonable assurance about whether the financial statements are free of material misstatement. An audit includes examining, on a test basis, evidence supporting the amounts and disclosures in the financial statements. An audit also includes assessing the accounting principles used and the significant estimates made by management, as well as evaluating the overall financial statement presentation. We believe that our audit provides a reasonable basis for our opinions.

In our opinion, the financial statements referred to above present fairly, in all material respects, the respective financial position of the governmental activities, each major fund, and the aggregate remaining fund information of the Clovis Unified School District as of June 30, 2011, and the respective changes in financial position and cash flows, where applicable, thereof for the year then ended in conformity with accounting principles generally accepted in the United States of America.

In accordance with Government Auditing Standards, we have also issued our report dated November 30, 2011, on our consideration of Clovis Unified School District's internal control over financial reporting and on our tests of its compliance with certain provisions of laws, regulations, contracts and grant agreements and other matters. The purpose of that report is to describe the scope of our testing of internal control over financial reporting and compliance and the results of that testing, and not to provide an opinion on the internal control over financial reporting or on compliance. That report is an integral part of an audit performed in accordance with Government Auditing Standards and should be considered in assessing the results of our audit.

Member:

American
Institute of
Certified Public
Accountants

California
Society of
Certified Public
Accountants

The Management's Discussion and Analysis on pages 3 through 16, General Fund budgetary comparison information on page 73, and Other Postemployment Benefits Schedule of Funding Progress on page 75 are not a required part of the basic financial statements but are supplementary information required by accounting principles generally accepted in the United States of America. We have applied certain limited procedures, which consisted principally of inquiries of management regarding the methods of measurement and presentation of the required supplementary information. However, we did not audit the information and express no opinion on it.

Our audit was conducted for the purpose of forming opinions on the financial statements that collectively comprise Clovis Unified School District's basic financial statements. The combining and individual nonmajor fund financial statements and schedules listed in the Table of Contents are presented for purposes of additional analysis and are not a required part of the basic financial statements of the Clovis Unified School District. The accompanying schedule of expenditures of federal awards is presented for purposes of additional analysis as required by U.S. Office of Management and Budget Circular A-133, Audits of States, Local Governments, and Non-Profit Organizations and is also not a required part of the basic financial statements of Clovis Unified School District. The combining and individual nonmajor fund financial statements, the schedule of expenditures of federal awards, the schedule of average daily attendance and the schedule of instructional time have been subjected to the auditing procedures applied in the audit of the basic financial statements and, in our opinion, are fairly stated in all material respects in relation to the basic financial statements taken as a whole. The remaining schedules listed in the Table of Contents have not been subjected to the auditing procedures applied in the audit of the basic financial statements and, accordingly, we express no opinion on them.



November 30, 2011

CLOVIS UNIFIED SCHOOL DISTRICT
Management Discussion and Analysis
June 30, 2011

This section of Clovis Unified School District's (the District) annual financial report presents the District's discussion and analysis of the District's financial performance during the fiscal year that ended on June 30, 2011.

FINANCIAL HIGHLIGHTS

- The District's financial status improved for the seventh year in a row. The total net assets increased by 7.9 percent over the course of the year.
- Overall revenues were \$374.7 million, \$30.6 million more than expenses.
- The District decreased its outstanding long-term debt by over \$34 million.

OVERVIEW OF THE FINANCIAL STATEMENTS

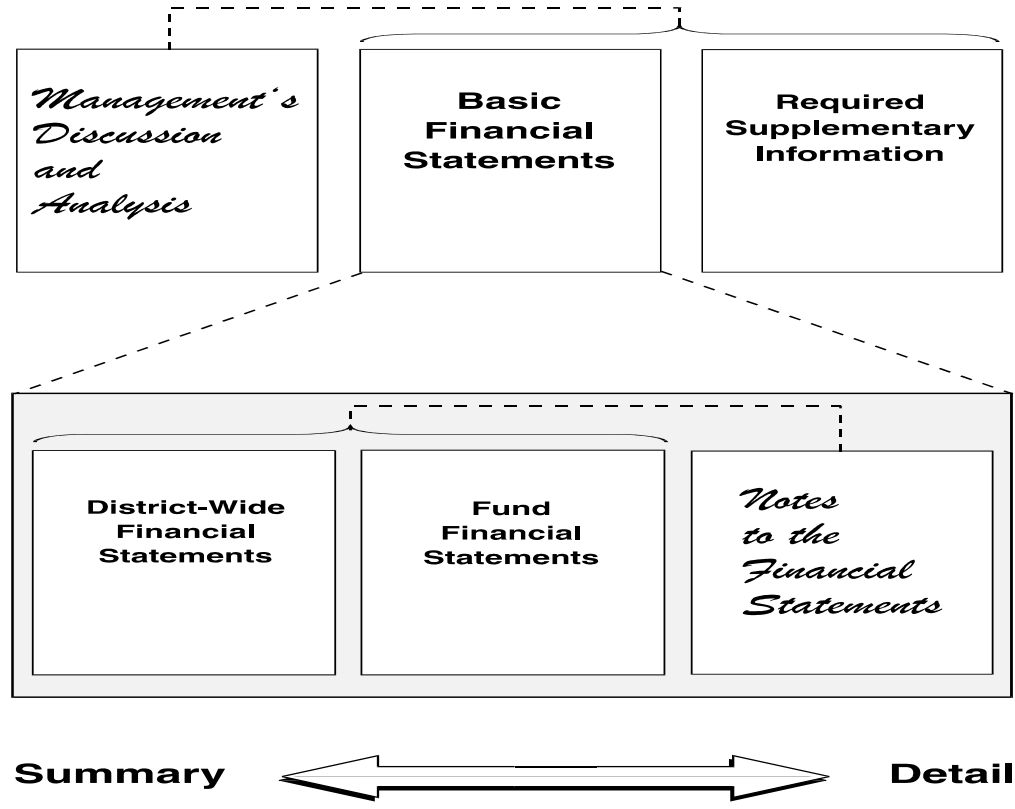
This annual report consists of three parts; management's discussion and analysis (this section), the basic financial statements and required supplementary information. The basic financial statements include two kinds of statements that present different views of the District:

- The first two statements are district-wide financial statements that provide both short-term and long-term information about the District's overall financial status.
- The remaining statements are fund financial statements that focus on individual parts of the District, reporting the District's operations in more detail than the district-wide statements.
- The governmental funds statements tell how basic services like regular and special education were financed in the short term as well as what remains for future spending.
- Fiduciary funds statements provide information about the financial relationships in which the District acts solely as a trustee or agent for the benefit of others to whom the resources belong.

The financial statements also include notes that explain some of the information in the statements and provide more detailed data. The statements are followed by a section of required supplementary information that further explains and supports the financial statements with a comparison of the District's budget for the year. Figure A-1 shows how the various parts of this annual report are arranged and related to one another.

CLOVIS UNIFIED SCHOOL DISTRICT
Management Discussion and Analysis
June 30, 2011

Figure A-1. Organization of Clovis Unified's
Annual Financial Report



CLOVIS UNIFIED SCHOOL DISTRICT
Management Discussion and Analysis
June 30, 2011

Figure A-2 summarizes the major features of the District’s financial statements, including the portion of the District’s activities they cover and the types of information they contain. The remainder of this overview section of management’s discussion and analysis highlights the structure and contents of each of the statements.

Figure A-2. Major Features of the District-wide and Fund Financial Statements

Type of Statements	District-wide	Fund Statements	
		Governmental Funds	Fiduciary Funds
Scope	Entire District, except fiduciary activities	The activities of the District that are not proprietary or fiduciary, such as special education and building maintenance	Instances in which the District administers resources on behalf of someone else, such as student body activities.
Required financial statements	<ul style="list-style-type: none"> *statement of net assets *statement of activities 	<ul style="list-style-type: none"> *balance sheet *statement of revenues, expenditures & changes in fund balances *reconciliation to governmentwide financial statements 	<ul style="list-style-type: none"> *statement of fiduciary net assets *statement of changes in fiduciary net assets
Accounting basis and measurement focus	Accrual accounting and economic resources focus	Modified accrual accounting and current financial resources focus	Accrual accounting and economic resources focus
Type of asset/liability information	All assets and liabilities both financial and capital, short-term and long-term	Only assets expected to be used up and liabilities that come due during the year or soon thereafter; no capital assets included	All assets and liabilities, both short-term and long-term; standard funds do not currently contain nonfinancial assets, though they can
Type of inflow/outflow information	All revenues and expenses during year, regardless of when cash is received or paid	Revenues for which cash is received during or soon after the end of the year; expenditures when goods or services have been received and payment is due during the year or soon thereafter	All revenues and expenses during year, regardless of when cash is received or paid

CLOVIS UNIFIED SCHOOL DISTRICT
Management Discussion and Analysis
June 30, 2011

DISTRICT-WIDE STATEMENTS

The district-wide statements report information about the District as a whole using accounting methods similar to those used by private-sector companies. The statement of net assets includes all of the District's assets and liabilities. All of the current year's revenues and expenses are accounted for in the statement of activities regardless of when cash is received or paid.

The two district-wide statements report the District's net assets and how they have changed. Net assets (the difference between the District's assets and liabilities) are one way to measure the District's financial health or position.

- Over time, increases or decreases in the District's net assets are an indicator of whether its financial position is improving or deteriorating, respectively.
- To assess the overall health of the District, you need to consider additional nonfinancial factors such as changes in the District's property tax base and the condition of school buildings and other facilities.

In the district-wide financial statements the District's activities are combined into one category:

- Governmental activities - The District's basic services are included here, such as regular and special education, transportation, food services, adult education and administration. Property taxes, state formula aid, categorical funding and fees charged, finance most of these activities.

CLOVIS UNIFIED SCHOOL DISTRICT
Management Discussion and Analysis
June 30, 2011

FUND FINANCIAL STATEMENTS

The fund financial statements provide more detailed information about the District's most significant funds, not the District as a whole. Funds are accounting devices the District uses to keep track of specific sources of funding and spending on particular programs. The District has two kinds of funds:

- Governmental funds - Most of the District's basic services are included in governmental funds, which generally focus on (1) how cash and other financial assets, that can readily be converted to cash, flow in and out and (2) the balances left at year-end that are available for spending. Consequently, the governmental funds statements provide a detailed short-term view that helps the reader determine whether there are more or fewer financial resources that can be spent in the near future to finance the District's programs. Because this information does not encompass the additional long-term focus of the district-wide statements, we provide additional information at the bottom of the governmental funds statements that explain the relationship (or differences) between them.
- Fiduciary funds - The District is the trustee, or fiduciary, for assets that belong to others, such as the student activities funds. The District is responsible for ensuring that the assets reported in these funds are used only for their intended purposes and by those to whom the assets belong. All of the District's fiduciary activities are reported in a separate statement of fiduciary net assets and a statement of changes in fiduciary net assets. We exclude these activities from the district-wide financial statements because the District cannot use these assets to finance its operations.

FINANCIAL ANALYSIS OF THE DISTRICT AS A WHOLE

Net assets: The District's combined net assets were higher on June 30, 2011, than they were the year before, increasing more than 7.9 percent to \$415.5 million. (See Table A-1.)

CLOVIS UNIFIED SCHOOL DISTRICT
Management Discussion and Analysis
June 30, 2011

Table A-1
Clovis Unified Net Assets
(in millions of dollars)

	Governmental Activities		
	2010-11	2009-10	Percentage Change
Current and Other Assets	\$ 221.8	\$ 240.8	(7.9%)
Capital Assets	647.4	629.9	2.8%
Total Assets	869.2	870.7	(0.2%)
Long-Term Debt Outstanding	389.0	423.7	(8.2%)
Other Liabilities	64.7	61.9	4.5%
Total Liabilities	453.7	485.6	(17.2%)
Invested in Capital Assets Net of Related Debt	395.5	345.1	14.6%
Restricted	107.8	120.8	(10.8%)
Unrestricted	(87.8)	(80.8)	8.7%
Total Net Assets	\$ 415.5	\$ 385.1	7.9%

The District's financial position is the product of many factors. However, two events last year stand out:

- Federal stimulus support to help maintain jobs and stimulate the economy.
- The District responded with identifying significant budget cuts in response to the State's lack of funding.

CLOVIS UNIFIED SCHOOL DISTRICT
Management Discussion and Analysis
June 30, 2011

Changes in net assets: The District's total revenues were \$374.7 million (see Table A-2). Property taxes and state aid formula accounted for most of the District's revenue, with state aid contributing about 49¢ of every dollar raised and property taxes contributing about 22¢ of every dollar raised. Another 19¢ came from categorical programs, capital grants 3¢ and the remainder from fees charged for services of 2¢ and miscellaneous sources of 5¢.

The total cost of all programs and services was \$344.1 million (See Table A-2). The District's expenses are predominantly related to educating and caring for students (67%). The purely administrative activities of the District accounted for just 7% of total costs. Maintenance and operations was \$35.6 million, accounting for 10% of the District's expenses. Total revenues surpassed expenditures, increasing net assets by \$30.6 million over last year.

Table A-2
Clovis Unified Net Assets
(in millions of dollars)

	Governmental Activities		
	2010-11	2009-10	Percentage Change
Revenues:			
General Revenues:			
State Aid Formula	\$ 183.6	\$ 169.1	8.6%
Property Taxes	82.4	85.4	(3.5%)
Other	22.5	24.9	(9.6%)
Program Revenues:			
Charges for Services	6.3	6.1	3.3%
Categorical Revenues	69.4	69.9	(0.7%)
Capital Grants	10.5	6.7	56.7%
Total Revenues	<u>374.7</u>	<u>362.1</u>	<u>3.5%</u>
Expenses:			
Instruction Related	231.1	238.6	(3.1%)
Pupil Services	35.6	35.1	1.4%
General Administration	23.8	21.7	9.7%
Plant Services	35.6	35.0	1.7%
Other	18.0	20.9	(13.9%)
Total Expenses	<u>344.1</u>	<u>351.3</u>	<u>(2.0%)</u>
Increase (Decrease) in Net Assets	<u>\$ 30.6</u>	<u>\$ 10.8</u>	183.3%

CLOVIS UNIFIED SCHOOL DISTRICT
Management Discussion and Analysis
June 30, 2011

GOVERNMENTAL ACTIVITIES

Revenues for the District's governmental activities were \$374.7 million, while total expenses were \$344.1 million. The increase in net assets for governmental activities was \$30.6 million in 2011. Revenues exceeded expenditures as a result of the infusion of Federal revenues into education, and District budget reductions.

The good health of the District's finances can be credited to:

- Staffing formulas that maintain equality
- Maintaining an awareness of fiscal issues and active participation from the Budget Standards Committee, Employee Compensation Committee, and Employee Benefit Committees
- Improved Campus Catering finances due to increased sales and maintaining staffing formulas

Table A-3 presents the cost of six major District activities: instruction; student transportation services; all other pupil services; food services; general administration; plant services. The table also shows each activity's net cost (total cost less fees generated by the activities and intergovernmental aid provided for specific programs). The net cost shows the financial burden that was placed on the District's taxpayers by each of these functions.

Table A-3
 Net Cost of Clovis Unified Governmental Activities
 (in millions of dollars)

	2010-11			2009-10			
	Cost of Services	Fees & Aid Generated	Net Costs of Services	Cost of Services	Fees & Aid Generated	Net Costs of Services	Percentage Change
Instruction	\$ 231.1	\$ 67.3	\$ 163.8	\$ 238.6	\$ 62.6	\$ 176.0	(6.9%)
Student Transportation	7.4	2.4	5.0	7.3	3.0	4.3	16.3%
All Other Pupil Services	18.1	2.9	15.2	18.0	3.1	14.9	2.0%
Food Services	10.1	11.3	(1.2)	9.7	11.0	(1.3)	7.7%
General Administration	23.8	2.1	21.7	21.7	2.7	19.0	14.2%
Plant Services	35.6	-	35.6	35.0	0.1	34.9	2.0%
Total	\$ 326.1	\$ 86.0	\$ 240.1	\$ 330.3	\$ 82.5	\$ 247.8	(3.1%)

CLOVIS UNIFIED SCHOOL DISTRICT
Management Discussion and Analysis
June 30, 2011

- The cost of governmental activities this year was \$344.1 million
- Some of the costs were paid by the users of the District's programs (\$6.3 million)
- The federal and state governments subsidized certain programs with operating grants and contributions (\$69.4 million)
- Most of the District's costs, \$258.0 million, however, were paid for by District taxpayers and the taxpayers of California, in general
- Governmental activities were paid for with \$82.4 million in property taxes, \$183.6 million of unrestricted state aid based on the statewide education aid formula, and with investment earnings

GENERAL FUND BUDGETARY HIGHLIGHTS

Over the course of the year the District revised the annual operating budget several times due to updated projections and actual costs. Following are highlights of the largest changes:

- Net increases in both revenue and expense for federal, state and local grant awards.
- Posting of deferred categorical revenue.
- Adopted revenue over expense was anticipated to be a surplus of \$11,671,419 million. Within this adopted budget, the District recognized that there would be additional State budget reductions and we reserved \$13.6 million pending State budget reductions. Actual revenue to expense was a deficit of \$5,390,719 million due to increased program carryover and new ARRA federal funding.

CLOVIS UNIFIED SCHOOL DISTRICT
Management Discussion and Analysis
June 30, 2011

CAPITAL ASSET AND DEBT ADMINISTRATION

Capital Assets

By June 30, 2011, the District had invested \$647.4 million in a broad range of capital assets, including school buildings, athletic facilities, computer and audio-visual equipment, and administrative offices. (See Table A-4.) This amount represents a net increase of \$17.5 million or 2.8% from last year. Total depreciation expense for the year exceeded \$17.1 million.

	Governmental Activities		
	2010-11	2009-10	Percentage Change
Land	\$ 55.0	\$ 55.0	0.0%
Site Improvements	58.2	50.3	15.7%
Construction in Progress	54.5	60.1	(9.3%)
Buildings	469.1	461.2	1.7%
Furniture and Equipment	10.6	3.3	221.2%
Total	\$ 647.4	\$ 629.9	2.8%

CLOVIS UNIFIED SCHOOL DISTRICT
Management Discussion and Analysis
June 30, 2011

The District has construction work in progress related to various projects, including Oraze Elementary and career technical education projects at each high school. As set forth in the District's "Developer Fee Findings and Public Information Report" dated February 2008, the District's current enrollment exceeds the capacity of the District's existing school facilities.

In 2011-12, the District projects spending another \$9.8 million for capital projects, principally in the following areas:

- Modernization at Alta Sierra Intermediate School (\$3.8 million)
- Completion of Oraze Elementary School (\$43.5 million)

ALL DEBT/LONG-TERM DEBT

At year end, the District had \$389.0 million in general obligation bonds and other long-term debt. This is a decrease of 8.2% from last year, as shown in Table A-5.

CLOVIS UNIFIED SCHOOL DISTRICT
Management Discussion and Analysis
June 30, 2011

Table A-5
Clovis Unified Outstanding Long-Term Debt
(in millions of dollars)

	Governmental Activities		
	2010-11	2009-10	Percentage Change
General Obligation Bonds	\$ 224.9	\$ 261.0	(13.8%)
Postemployment Benefits	129.7	129.7	0.0%
Compensated Absences	1.4	1.3	7.7%
Certificates of Participation	25.4	21.9	16.0%
Child Development Portables	0.7	0.8	(12.5%)
Capital Lease Agreements	0.9	1.1	(18.2%)
Golden Handshake	6.0	7.9	(24.1%)
Total	<u>\$ 389.0</u>	<u>\$ 423.7</u>	<u>(8.2%)</u>

CLOVIS UNIFIED SCHOOL DISTRICT
Management Discussion and Analysis
June 30, 2011

The District passed a \$168 million general obligation bond measure in March 2004 to pay for the completion of new school buildings. Following is information on the District's bonding capacity.

BONDING CAPACITY
<p>Limitations on Debt The state limits the amount of general obligation debt the District can issue to 2.5 percent of the assessed value of all taxable property within the District's boundaries. Outstanding debt is \$189 million below this limit—which is currently \$450 million as of the end 2010-11.</p>
<p>Bond Ratings The District's general obligation bonds have carried the highest rating possible with insurance - AAA.</p>

FACTORS BEARING ON THE DISTRICT'S FUTURE

At the time these financial statements were prepared and audited, the District was aware of the following circumstances that could significantly affect its financial health in the future:

- The state's budget continues to struggle with financial issues and shortfalls in revenues. This is one of the major issues that could significantly impact the District budget.
- Enrollment growth and student attendance is key to the District's financial projections.
- Declining economy and reduced community funding and support.
- Continued deferral of State funded programs.

CLOVIS UNIFIED SCHOOL DISTRICT
Management Discussion and Analysis
June 30, 2011

CONTACTING THE DISTRICT'S FINANCIAL MANAGEMENT

This financial report is designed to provide our citizens, taxpayers, customers, and investors and creditors with a general overview of the District's finances and to demonstrate the District's accountability for the money it receives. If you have questions about this report, or need additional financial information, contact the Business Office, Clovis Unified School District, 1450 Herndon Avenue, Clovis, California 93611.

CLOVIS UNIFIED SCHOOL DISTRICT
STATEMENT OF NET ASSETS
JUNE 30, 2011

	<u>GOVERNMENTAL ACTIVITIES</u>
ASSETS	
Cash and Cash Equivalents (Note 2)	\$ 156,126,980
Accounts Receivable (Note 3)	61,245,088
Inventories	1,824,104
Prepaid Expenses	<u>2,640,704</u>
Total Current Assets	<u>221,836,876</u>
Capital Assets: (Note 6)	
Land	54,943,325
Improvement of Sites	107,698,960
Buildings	605,930,661
Furniture and Equipment	28,045,926
Work in Progress	54,524,223
Less Accumulated Depreciation	<u>(203,722,555)</u>
Total Capital Assets	<u>647,420,540</u>
TOTAL ASSETS	<u>869,257,416</u>

The Notes to Financial Statements are an integral part of this statement.

CLOVIS UNIFIED SCHOOL DISTRICT
STATEMENT OF NET ASSETS
JUNE 30, 2011

	<u>GOVERNMENTAL ACTIVITIES</u>
LIABILITIES	
Accounts Payable and Other Current Liabilities	\$ 63,069,177
Deferred Revenues	1,654,118
Total Current Liabilities	<u>64,723,295</u>
Long-Term Liabilities (Note 15)	
Portion due or payable within one year	35,885,530
Portion due or payable after one year	<u>353,138,122</u>
Total Long-Term Liabilities	<u>389,023,652</u>
 TOTAL LIABILITIES	 <u>453,746,947</u>
 NET ASSETS	
Invested in Capital Assets, Net of Related Debt	395,464,424
Restricted for:	
Capital Projects	44,047,019
Debt Service	41,944,026
Educational Programs	349,596
Other Purposes (Nonexpendable)	21,554,700
Unrestricted	<u>(87,849,296)</u>
 TOTAL NET ASSETS	 <u>\$ 415,510,469</u>

The Notes to Financial Statements are an integral part of this statement.

CLOVIS UNIFIED SCHOOL DISTRICT
 STATEMENT OF ACTIVITIES
 FOR THE FISCAL YEAR ENDED JUNE 30, 2011

Activities	Expenses	Charges for Services	Operating Grants and Contributions	Capital Grants and Contributions	Total Governmental Activities
Governmental:					
Instruction	\$ 191,234,123	\$ 1,241,904	\$ 47,122,268	\$ 10,540,276	\$ (132,329,675)
Instruction-related Services:					
Supervision of Instruction	14,979,314	359,707	7,733,496	-	(6,886,111)
Instructional Library, Media, and Technology	4,103,407	-	-	-	(4,103,407)
School Site Administration	20,811,849	-	337,892	-	(20,473,957)
Pupil Services:					
Home-to-School Transportation	7,431,446	-	2,375,398	-	(5,056,048)
Food Services	10,062,451	4,394,922	6,947,883	-	1,280,354
All Other Pupil Services	18,101,907	-	2,900,804	-	(15,201,103)
General Administration:					
Data Processing	1,699,780	-	-	-	(1,699,780)
All Other General Administration	22,121,128	263,845	1,811,171	-	(20,046,112)
Plant Services	35,579,619	-	3,144	-	(35,576,475)
Ancillary Services	7,635,678	-	-	-	(7,635,678)
Community Services	8,718	-	-	-	(8,718)
Interest on Long-Term Debt	9,625,526	-	-	-	(9,625,526)
Other Outgo	767,212	-	129,661	-	(637,551)
Total Governmental Activities	<u>\$ 344,162,158</u>	<u>\$ 6,260,378</u>	<u>\$ 69,361,717</u>	<u>\$ 10,540,276</u>	<u>(257,999,787)</u>
General Revenues:					
Taxes:					
Property Taxes, levied for general purposes					\$ 47,832,044
Property Taxes, levied for debt service					34,445,968
Property Taxes, levied for other specific purposes					150,611
Federal and State Aid not restricted to specific purposes					183,588,381
Interest and Investment Earnings					4,211,969
Transfers					1,026,384
Miscellaneous					17,227,025
Special and Extraordinary Items					77,501
Total General Revenues					<u>288,559,883</u>
Change in Net Assets					<u>30,560,096</u>
Net Assets - July 1, 2010, as Previously Reported					385,086,776
Adjustment for Restatement (Note 20)					(136,403)
Net Assets - July 1, 2010, as Restated					<u>384,950,373</u>
Net Assets - June 30, 2011					<u>\$ 415,510,469</u>

The Notes to Financial Statements are an integral part of this statement.

CLOVIS UNIFIED SCHOOL DISTRICT
BALANCE SHEET
GOVERNMENTAL FUNDS
JUNE 30, 2011

	GENERAL FUND	BUILDING FUND	BOND INTEREST AND REDEMPTION FUND	ALL OTHER GOVERNMENTAL FUNDS	TOTAL GOVERNMENTAL FUNDS
ASSETS					
Cash (Note 2)					
Cash in County Treasury	\$ 19,044,942	\$ 25,813,804	\$ 41,797,734	\$ 36,825,964	\$ 123,482,444
Cash on Hand and in Banks	851,684	8,601	-	4,642,217	5,502,502
Cash in Revolving Fund	144,000	-	-	3,500	147,500
Cash with Fiscal Agent	36,200	-	-	975,868	1,012,068
Accounts Receivable (Note 3)	57,842,858	368,452	146,292	1,698,047	60,055,649
Due from Grantor Governments (Note 3)	-	-	-	1,186,520	1,186,520
Due from Other Funds (Note 4A)	1,822,626	3,000,000	-	745,836	5,568,462
Inventory (Note 1)	1,515,652	-	-	308,452	1,824,104
Prepaid Expenditures	2,518,961	-	-	121,743	2,640,704
TOTAL ASSETS	<u>\$ 83,776,923</u>	<u>\$ 29,190,857</u>	<u>\$ 41,944,026</u>	<u>\$ 46,508,147</u>	<u>\$ 201,419,953</u>
LIABILITIES AND FUND BALANCES					
Liabilities					
Accounts Payable	\$ 34,156,791	\$ 105,975	\$ -	\$ 3,657,146	\$ 37,919,912
Due to Other Funds (Note 4A)	745,836	-	-	3,822,626	4,568,462
Deferred Revenue	911,044	-	-	743,074	1,654,118
Total Liabilities	<u>35,813,671</u>	<u>105,975</u>	<u>-</u>	<u>8,222,846</u>	<u>44,142,492</u>
Fund Balances (Note 5)					
Nonspendable	4,178,613	-	-	433,695	4,612,308
Restricted	349,596	-	-	-	349,596
Assigned	-	29,084,882	41,944,026	37,851,606	108,880,514
Unassigned	43,435,043	-	-	-	43,435,043
Total Fund Balances	<u>47,963,252</u>	<u>29,084,882</u>	<u>41,944,026</u>	<u>38,285,301</u>	<u>157,277,461</u>
TOTAL LIABILITIES AND FUND BALANCES	<u>\$ 83,776,923</u>	<u>\$ 29,190,857</u>	<u>\$ 41,944,026</u>	<u>\$ 46,508,147</u>	<u>\$ 201,419,953</u>

The Notes to Financial Statements are an integral part of this statement.

CLOVIS UNIFIED SCHOOL DISTRICT
RECONCILIATION OF THE GOVERNMENTAL FUNDS BALANCE SHEET TO THE
STATEMENT OF NET ASSETS
 JUNE 30, 2011

Total Fund Balances - Governmental Funds	\$	157,277,461
Amounts reported as capital outlay for governmental activities are not financial resources and therefore are not reported as assets in the governmental funds. The cost of the assets is \$851,143,095 and the accumulated depreciation is \$203,722,555.		647,420,540
In governmental funds, interest on long-term debt is not recognized until the period in which it matures and is paid. In the government-wide statement of activities, it is recognized in the period it is incurred. The additional liability for unmatured interest owing at the end of the period was:		(2,642,890)
Long-term liabilities, including bonds payable, are not due and payable in the current period and therefore are not reported as liabilities in the funds. Long-term liabilities at year-end consist of:		
General Obligation Bonds	\$	224,939,390
Certificates of Participation		25,355,349
Postemployment Benefits		129,691,185
Compensated Absences		1,384,084
Capital Leases		969,186
Other (SERP & Child Development)		6,684,458
		(389,023,652)
Internal service funds are used to conduct certain activities for which costs are charged to other funds. Because internal service funds are presumed to operate for the benefit of governmental activities, assets and liabilities of internal service funds are reported with governmental activities.		2,479,006
Adjustment for Rounding		4
Total Net Assets - Governmental Activities	\$	415,510,469

The Notes to Financial Statements are an integral part of this statement.

CLOVIS UNIFIED SCHOOL DISTRICT
STATEMENT OF REVENUES, EXPENDITURES, AND CHANGES IN FUND BALANCES
GOVERNMENTAL FUNDS
FOR THE FISCAL YEAR ENDED JUNE 30, 2011

	GENERAL FUND	BUILDING FUND	BOND INTEREST AND REDEMPTION FUND	ALL OTHER GOVERNMENTAL FUNDS	TOTAL GOVERNMENTAL FUNDS
REVENUES					
Revenue Limit Sources					
State Apportionments	\$ 144,621,403	\$ -	\$ -	\$ -	\$ 144,621,403
Local Sources	47,835,355	-	-	-	47,835,355
Revenue Limit Transfers	536,383	-	-	-	536,383
Total Revenue Limit Sources	<u>192,993,141</u>	<u>-</u>	<u>-</u>	<u>-</u>	<u>192,993,141</u>
Federal Revenues	27,211,123	-	-	7,868,020	35,079,143
Other State Revenues	63,875,298	-	452,259	14,863,407	79,190,964
Other Local Revenues	<u>15,172,435</u>	<u>8,174,799</u>	<u>34,545,885</u>	<u>21,470,763</u>	<u>79,363,882</u>
Total Revenues	<u>299,251,997</u>	<u>8,174,799</u>	<u>34,998,144</u>	<u>44,202,190</u>	<u>386,627,130</u>
EXPENDITURES					
Instruction	166,691,604	-	-	8,986,882	175,678,486
Instruction-Related Services:					
Supervision of Instruction	6,385,065	-	-	13,645	6,398,710
Instructional Library, Media and Technology	9,902,516	-	-	2,121,477	12,023,993
School Site Administration	19,530,192	-	-	918,379	20,448,571
Pupil Services:					
Home-to-School Transportation	7,061,778	-	-	-	7,061,778
Food Services	26,189	-	-	9,733,077	9,759,266
All Other Pupil Services	17,657,178	-	-	186,216	17,843,394
General Administration:					
Data Processing	1,661,055	-	-	-	1,661,055
All Other General Administration	12,709,871	-	-	1,025,515	13,735,386
Plant Services	32,168,567	1,300,549	-	1,738,039	35,207,155
Facilities Acquisition and Construction	294,673	12,342,891	-	29,359,723	41,997,287
Ancillary Services	5,017,614	-	-	-	5,017,614
Other Outgo	690,244	-	-	76,968	767,212
Debt Service:					
Principal	1,105,198	3,825,000	36,013,469	3,830,729	44,774,396
Interest	40,952	1,174,759	9,371,671	900,075	11,487,457
Total Expenditures	<u>280,942,696</u>	<u>18,643,199</u>	<u>45,385,140</u>	<u>58,890,725</u>	<u>403,861,760</u>
EXCESS (DEFICIENCY) OF REVENUES OVER EXPENDITURES	<u>18,309,301</u>	<u>(10,468,400)</u>	<u>(10,386,996)</u>	<u>(14,688,535)</u>	<u>(17,234,630)</u>

The Notes to Financial Statements are an integral part of this statement.

CLOVIS UNIFIED SCHOOL DISTRICT
STATEMENT OF REVENUES, EXPENDITURES, AND CHANGES IN FUND BALANCES
GOVERNMENTAL FUNDS
FOR THE FISCAL YEAR ENDED JUNE 30, 2011

	GENERAL FUND	BUILDING FUND	BOND INTEREST AND REDEMPTION FUND	ALL OTHER GOVERNMENTAL FUNDS	TOTAL GOVERNMENTAL FUNDS
<u>OTHER FINANCING SOURCES (USES)</u>					
Operating Transfers In (Note 4B)	\$ 2,675,933	\$ 7,999,749	\$ -	\$ 12,945,773	\$ 23,621,455
Proceeds from Capital Leases	927,426	-	-	-	927,426
Operating Transfers Out (Note 4B)	<u>(9,353,861)</u>	<u>-</u>	<u>-</u>	<u>(14,267,594)</u>	<u>(23,621,455)</u>
Total Other Financing Sources (Uses)	<u>(5,750,502)</u>	<u>7,999,749</u>	<u>-</u>	<u>(1,321,821)</u>	<u>927,426</u>
EXCESS (DEFICIENCY) OF REVENUES OVER EXPENDITURES AND OTHER SOURCES (USES)	12,558,799	(2,468,651)	(10,386,996)	(16,010,356)	(16,307,204)
<u>FUND BALANCES - JULY 1, 2010</u>	<u>35,404,453</u>	<u>31,553,533</u>	<u>52,331,022</u>	<u>54,295,657</u>	<u>173,584,665</u>
<u>FUND BALANCES - JUNE 30, 2011</u>	<u>\$ 47,963,252</u>	<u>\$ 29,084,882</u>	<u>\$ 41,944,026</u>	<u>\$ 38,285,301</u>	<u>\$ 157,277,461</u>

The Notes to Financial Statements are an integral part of this statement.

CLOVIS UNIFIED SCHOOL DISTRICT
RECONCILIATION OF THE GOVERNMENTAL FUNDS STATEMENT OF
REVENUES, EXPENDITURES, AND CHANGES IN FUND BALANCES OF GOVERNMENTAL FUNDS
TO THE STATEMENT OF ACTIVITIES
 FOR THE FISCAL YEAR ENDED JUNE 30, 2011

Total Net Change in Fund Balances - Governmental Funds	\$	(16,307,204)
--	----	--------------

Amounts reported for governmental activities in the statement of activities are different because:

Capital outlays are reported in the governmental funds as expenditures. However, in the statement of activities, the cost of those assets is allocated over their estimated useful lives as depreciation expense. This is the amount by which capital outlays of \$34,811,191 exceed depreciation expense of \$17,178,610 in the period.		17,632,581
--	--	------------

In governmental funds, interest on long-term debt is recognized in the period it becomes due. In the government-wide statement of activities, it is recognized in the period that it is incurred.		961,856
---	--	---------

Repayment of long-term debt is an expenditure in the governmental funds, but the repayment reduces long-term liabilities in the statement of net assets.		42,991,298
--	--	------------

In governmental funds, proceeds from debt are recognized as other financing sources. In the government-wide statements, proceeds from debt are reported as increases to liabilities. Amounts recognized in the governmental funds as proceeds from debt, net of issue premium or discount were:		(8,227,241)
---	--	-------------

In the statement of activities, compensated absences (vacation) and postemployment benefits are measured by the amounts earned during the year. In the governmental funds, however, expenditures for these items are measured by the amount of financial resources used (essentially, the amounts actually paid.)		(103,374)
---	--	-----------

The Notes to Financial Statements are an integral part of this statement.

CLOVIS UNIFIED SCHOOL DISTRICT
RECONCILIATION OF THE GOVERNMENTAL FUNDS STATEMENT OF
REVENUES, EXPENDITURES, AND CHANGES IN FUND BALANCES OF GOVERNMENTAL FUNDS
TO THE STATEMENT OF ACTIVITIES
FOR THE FISCAL YEAR ENDED JUNE 30, 2011

The activities of the Internal Service Fund were incorporated into the government-wide statements, but the Internal Service Fund is not included as a governmental fund.	\$ (6,387,831)
Adjustment for Rounding	<u>11</u>
Change in Net Assets of Governmental Acitivites	<u><u>\$ 30,560,096</u></u>

The Notes to Financial Statements are an integral part of this statement.

EXHIBIT G

CLOVIS UNIFIED SCHOOL DISTRICT
STATEMENT OF FUND NET ASSETS
PROPRIETARY FUND
 JUNE 30, 2011

	Governmental Activities
	Internal Service Fund
	<hr/>
<u>ASSETS</u>	
Cash (Note 2)	
Cash in County Treasury	\$ 25,982,466
Accounts Receivable (Note 3)	2,919
	<hr/>
TOTAL ASSETS	<u>\$ 25,985,385</u>
 <u>LIABILITIES</u>	
Liabilities	
Accounts Payable	\$ 22,506,379
Due to Other Funds (Note 4A)	1,000,000
	<hr/>
TOTAL LIABILITIES	<u>\$ 23,506,379</u>
 <u>NET ASSETS (Note 5)</u>	
Assigned	<u>\$ 2,479,006</u>

The Notes to Financial Statements are an integral part of this statement.

EXHIBIT H

CLOVIS UNIFIED SCHOOL DISTRICT
STATEMENT OF REVENUES, EXPENSES AND
CHANGES IN FUND NET ASSETS
PROPRIETARY FUND
 FOR THE FISCAL YEAR ENDED JUNE 30, 2011

	Governmental Activities
	<u>Internal Service Fund</u>
Operating Revenues	
In-District Premiums	\$ 42,973,497
Operating Expenses	
Classified Salaries	100,042
Employee Benefits	52,652
Services and Other Operating Expenses	49,208,634
Total Operating Expenses	<u>49,361,328</u>
Change in Net Assets	(6,387,831)
Net Assets - July 1, 2010	<u>8,866,837</u>
Net Assets - June 30, 2011	<u>\$ 2,479,006</u>

The Notes to Financial Statements are an integral part of this statement.

CLOVIS UNIFIED SCHOOL DISTRICT
STATEMENT OF CASH FLOWS
PROPRIETARY FUND
 FOR THE FISCAL YEAR ENDED JUNE 30, 2011

	Governmental Activities
	Internal Service Fund
Cash Flows from Operating Activities	
Cash Received from Contributions	\$ 46,059,050
Cash Paid for Retiree Benefits	(44,614,451)
Net Cash Provided by Operating Activities	1,444,599
Cash - July 1, 2010	24,537,867
Cash - June 30, 2011	\$ 25,982,466
<u>Reconciliation of Operating Loss to Net Cash Provided by Operating Activities</u>	
Operating Loss	\$ (6,387,831)
Adjustments to Reconcile Operating Income to Net Cash Provided by Operating Activities	
Increase in Accounts Receivable	(2,919)
Decrease in Due from Other Funds	3,088,472
Increase in Accounts Payable	3,746,629
Increase in Due to Other Funds	1,000,000
Decrease in Prepaid Expenses	248
Total Adjustments	7,832,430
Net Cash Provided by Operating Activities	\$ 1,444,599

The Notes to Financial Statements are an integral part of this statement.

CLOVIS UNIFIED SCHOOL DISTRICT
STATEMENT OF ASSETS AND LIABILITIES
FIDUCIARY FUNDS
 JUNE 30, 2011

	<u>AGENCY FUNDS</u>
<u>ASSETS</u>	
Cash (Note 2)	
Cash in County Treasury	\$ 1,118,244
Cash on Hand and in Banks	2,064,615
Cash Collections Awaiting Deposit	284
Inventory	<u>28,945</u>
 TOTAL ASSETS	 <u><u>\$ 3,212,088</u></u>
 <u>LIABILITIES</u>	
Accounts Payable	\$ 50,636
Other Agencies/Due to Student Groups	<u>3,161,452</u>
 TOTAL LIABILITIES	 <u><u>\$ 3,212,088</u></u>

The Notes to Financial Statements are an integral part of this statement.

CLOVIS UNIFIED SCHOOL DISTRICT
NOTES TO FINANCIAL STATEMENTS
JUNE 30, 2011

1. SUMMARY OF SIGNIFICANT ACCOUNTING POLICIES

The accounting policies of the Clovis Unified School District conform to accounting principles generally accepted in the United States of America as applicable to governments and to general practices within California school districts. The District accounts for its financial transactions in accordance with the policies and procedures of the Department of Education's California School Accounting Manual. The accounting policies of the District conform to accounting principles generally accepted in the United States of America as prescribed by the Governmental Accounting Standards Board and by the American Institute of Certified Public Accountants. The following is a summary of the significant accounting policies:

Fund Accounting

The accounts of the District are organized on the basis of funds or account groups, each of which is considered to be a separate accounting entity. The operations of each fund are accounted for with a separate set of self-balancing accounts that comprise its assets, liabilities, fund balance or retained earnings, revenues and expenditures or expenses, as appropriate. District resources are allocated to and accounted for in individual funds based upon the purpose for which they are to be spent and the means by which spending activities are controlled. The District accounts are organized into major, nonmajor, proprietary and fiduciary funds.

Major Governmental Funds:

General Fund is the general operating fund of the District. It is used to account for all financial resources except those required to be accounted for in another fund.

Building Fund is used to account for the acquisition of major governmental capital facilities and buildings from bond proceeds. The District maintains four of these funds.

Bond Interest and Redemption Fund is used to account for the accumulation of resources for, and the repayment of District bonds, interest and related costs.

CLOVIS UNIFIED SCHOOL DISTRICT
NOTES TO FINANCIAL STATEMENTS
JUNE 30, 2011

Non-major Governmental Funds:

Special Revenue Funds are used to account for the proceeds of specific revenue sources that are legally restricted to expenditures for specific purposes. The District maintains four nonmajor special revenue funds.

- Adult Education Fund is used to account for resources dedicated to adult education programs maintained by the District.
- Cafeteria Fund is used to account for revenues received and expenditures made to operate the District's food service operations.
- Child Development Fund is used to account for resources dedicated to child development programs maintained by the District.
- Deferred Maintenance Fund is used for the purpose of major repair of District property.

Debt Service Funds are used to account for the accumulation of resources for, and the payment of general long-term debt principal, interest and related costs. The District maintains one nonmajor debt service fund.

- The Central Valley School Districts Financing Corporation is used to account for the interest and redemption of principal of certificates of participation issued by the Central Valley School Districts Financing Corporation.

Capital Projects Funds are used to account for the acquisition and/or construction of all major governmental general fixed assets. The District maintains three nonmajor capital projects funds.

- Capital Facilities Fund is used to account for resources received from developer fees.
- School Facilities Fund is used to account for revenues and expenditures for School Facilities Program (SB 50) approved projects.
- Special Reserve Fund is used to account for the accumulation and expenditure of funds for capital outlay purposes, as established by the Board in accordance with Education Code Section 42840 et seq.

CLOVIS UNIFIED SCHOOL DISTRICT
NOTES TO FINANCIAL STATEMENTS
JUNE 30, 2011

Proprietary Funds:

Internal Service Funds are used to account for services rendered on a cost reimbursement basis within the District. The District maintains one internal service fund, the Self Insurance Fund, which is used to account for the costs associated with retiree benefits.

Fiduciary Funds:

Agency Funds are used to account for assets held by the District as trustee. The District maintains the Warrant/Pass-Through Fund which is used to account for District payroll transactions. The District also maintains an agency fund for each school that operates an associated student body.

Reporting Entity

Central Valley School Districts Financing Corporation

The Clovis Unified School District (the District) and the Central Valley School Districts Financing Corporation (the Corporation) have a financial and operational relationship which meets the reporting entity definition criteria of the GASB Statement No. 14, The Financial Reporting Entity, for inclusion of the Corporation as a component unit of the District. Accordingly, the financial activities of the Corporation have been included in the financial statements of the District. The Corporation is a nonprofit corporation organized under the General Nonprofit Corporation Law of the State of California. The Corporation was formed for the primary purpose of providing financing assistance to the District for construction, acquisition, improvement, and remodeling of public school buildings and facilities.

The District occupies all Corporation facilities under lease-purchase agreements effective through the years 2008 and 2017. At the end of the lease term, title of all Corporation property will pass to the District for no additional consideration.

CLOVIS UNIFIED SCHOOL DISTRICT
NOTES TO FINANCIAL STATEMENTS
JUNE 30, 2011

The following are those aspects of the relationship between the District and the Corporation which satisfy GASB Statement No. 14 criteria.

Oversight Responsibility:

1. The Corporation's Board of Directors consists of two board members from Clovis Unified School District, two board members from Fresno Unified School District and the Fresno County Superintendent of Schools.
2. The District is able to impose its will upon the Corporation, based on the following:
 - All major financing arrangements, contracts and other transactions of the Corporation completed on behalf of Clovis Unified School District must have the consent of the District.
 - The District exercises influence over the operations of the Corporation as it relates to Clovis Unified School District facilities. The District anticipates it will be the sole lessee of all school district facilities owned by the Corporation.
3. The Corporation provides specific financial benefits or imposes specific financial burdens on the District based upon the following:
 - Any deficits incurred by the Corporation on behalf of the District will be reflected in the lease payments of the District.
 - Any surpluses of the Corporation generated on behalf of the District will revert to the District at the end of the lease period.
 - The District has assumed a financial, and potentially a legal obligation, for any debt incurred by the COPs issued on behalf of the School District.

CLOVIS UNIFIED SCHOOL DISTRICT
NOTES TO FINANCIAL STATEMENTS
JUNE 30, 2011

Financial Presentation:

For financial presentation purposes, the Corporation's financial activity has been blended, or combined, with the financial data of the District. The financial statements present the Corporation's financial activity within the Central Valley School Districts Financing Corporation Fund. Certificates of Participation issued by the Corporation are included in General Long-Term Debt.

Basis of Presentation

Government-wide Financial Statements:

The government-wide financial statements (i.e., the statement of net assets and the statement of changes in net assets) report information on all of the nonfiduciary activities of the District and its component units.

The government-wide statements are prepared using the economic resources measurement focus. This is the same approach used in the preparation of the proprietary fund and fiduciary fund financial statements but differs from the manner in which governmental fund financial statements are prepared. Governmental fund financial statements, therefore, include a reconciliation with brief explanations to better identify the relationship between the government-wide statements and the statements for the governmental funds.

The government-wide statement of activities presents a comparison between direct expenses and program revenues for each function or program of the District's governmental activities. Direct expenses are those that are specifically associated with a service, program, or department and are therefore clearly identifiable to a particular function. The District does not allocate indirect expenses to functions in the statement of activities. Program revenues include charges paid by the recipients of goods or services offered by a program, as well as grants and contributions that are restricted to meeting the operational or capital requirements of a particular program. Revenues which are not classified as program revenues are presented as general revenues of the District, with certain exceptions. The comparison of direct expenses with program revenues identifies the extent to which each governmental function is self-financing or draws from the general revenues of the District.

CLOVIS UNIFIED SCHOOL DISTRICT
NOTES TO FINANCIAL STATEMENTS

JUNE 30, 2011

Fund Financial Statements:

Fund financial statements report detailed information about the District. The focus of governmental fund financial statements is on major funds rather than reporting funds by type. Each major governmental fund is presented in a separate column, and all nonmajor funds are aggregated into one column. The Internal Service Fund is presented on the proprietary fund statements. Fiduciary funds are reported by fund type.

The accounting and financial treatment applied to a fund is determined by its measurement focus. All governmental funds are accounted for using a flow of current financial resources measurement focus. With this measurement focus, only current assets and current liabilities are generally included on the balance sheet. The Statement of Revenues, Expenditures, and Changes in Fund Balances for these funds present increases (i.e., revenues and other financing sources) and decreases (i.e., expenditures and other uses) in net current assets.

All proprietary fund types are accounted for on a flow of economic resources measurement focus. With this measurement focus, all assets and all liabilities associated with the operation of these funds are included on the proprietary fund's Statement of Fund Net Assets. The Statement of Revenues, Expenses, and Changes in Fund Net Assets for proprietary funds presents increases (i.e., revenues) and decreases (i.e., expenditures) in net total assets. The statement of cash flows provides information about how the District finances and meets the cash flow needs of its proprietary activities.

Proprietary funds distinguish operating revenues and expenses from nonoperating items. Operating revenues and expenses generally result from providing services and producing and delivering goods in connection with a proprietary fund's principal ongoing operations. The principal operating revenues of the internal service fund are charges to other funds for self-insurance costs. Operating expenses for internal service funds include the costs of insurance premiums and claims related to self-insurance.

Fiduciary funds are reported using the economic resources measurement focus.

Basis of Accounting

Basis of accounting refers to when revenues and expenditures, or expenses, are recognized in the accounts and reported in the financial statements. Government-wide financial statements are prepared using the accrual basis of accounting. Governmental funds use the modified accrual basis of accounting. Proprietary and fiduciary funds use the accrual basis of accounting.

CLOVIS UNIFIED SCHOOL DISTRICT
NOTES TO FINANCIAL STATEMENTS
JUNE 30, 2011

Revenues – exchange and non-exchange transactions:

Revenue resulting from exchange transactions, in which each party gives and receives essentially equal value, is recorded under the accrual basis when the exchange takes place. On a modified accrual basis, revenue is recorded in the fiscal year in which the resources are measurable and become available. “Available” means the resources will be collected within the current fiscal year or are expected to be collected soon enough thereafter to be used to pay liabilities of the current fiscal year. For the District, “available” means collectible within the current period or within 60 days after year-end.

Non-exchange transactions, in which the District receives value without directly giving equal value in return, include property taxes, grants, and entitlements. Under the accrual basis, revenue from property taxes is recognized in the fiscal year for which the taxes are levied. Revenue from grants and entitlements is recognized in the fiscal year in which all eligibility requirements have been satisfied. Eligibility requirements include timing requirements, which specify the year when the resources are to be used or the fiscal year when use is first permitted; matching requirements, in which the District must provide local resources to be used for a specific purpose; and expenditure requirements, in which the resources are provided to the District on a reimbursement basis. Under the modified accrual basis, revenue from non-exchange transactions must also be available before it can be recognized.

Deferred revenue:

Deferred revenue arises when assets are received before revenue recognition criteria have been satisfied. Grants and entitlements received before eligibility requirements are met are recorded as deferred revenue. On governmental fund financial statements, receivables associated with non-exchange transactions that will not be collected within the availability period have also been recorded as deferred revenue.

Expenses/expenditures:

On the accrual basis of accounting, expenses are recognized at the time a liability is incurred. On the modified accrual basis of accounting, expenditures are generally recognized in the accounting period in which the related fund liability is incurred, as under the accrual basis of accounting. However, under the modified accrual basis of accounting, debt service expenditures, as well as expenditures related to compensated absences and claims and judgments, are recorded only when payment is due. Allocations of cost, such as depreciation and amortization, are not recognized in the governmental funds.

CLOVIS UNIFIED SCHOOL DISTRICT
NOTES TO FINANCIAL STATEMENTS
JUNE 30, 2011

When both restricted and unrestricted resources are available for use, it is the District's policy to use restricted resources first, then unrestricted resources as they are needed.

Budgets and Budgetary Accounting

Annual budgets are adopted on a basis consistent with generally accepted accounting principles for all governmental funds. By State law, the District's Governing Board must adopt a final budget no later than July 1. A public hearing must be conducted to receive comments prior to adoption. The District's Governing Board satisfied these requirements.

These budgets are revised by the District's Governing Board during the year to give consideration to unanticipated income and expenditures. The final revised budget that is presented in the financial statements consists of the original Board approved documents plus all revisions.

Formal budgetary integration was employed as a management control device during the year for all budgeted funds. The District employs budget control by minor object and by individual appropriation accounts. Expenditures cannot legally exceed appropriations by major object account.

Accounting Estimates

The presentation of financial statements in conformity with generally accepted accounting principles requires management to make estimates and assumptions that affect the reported amounts of assets and liabilities and disclosure of contingent assets and liabilities at the date of the financial statements and the reported amounts of revenues and expenditures (expenses) during the reporting period. Actual results could differ from those estimates.

Encumbrances

Encumbrance accounting is used in all budgeted funds to reserve portions of applicable appropriations for which commitments have been made. Encumbrances are recorded for purchase orders, contracts, and other commitments when they are written. Encumbrances are liquidated when the commitments are paid.

CLOVIS UNIFIED SCHOOL DISTRICT
NOTES TO FINANCIAL STATEMENTS

JUNE 30, 2011

Cash and Cash Equivalents

The District's cash and cash equivalents are considered to be cash on hand, demand deposits, and short-term investments with original maturities of three months or less from the date of acquisition. Cash equivalents also include cash with County treasury balances for purposes of the Statement of Cash Flows.

Inventories

Inventory in the General Fund, Adult Fund and Cafeteria Fund consists mainly of expendable supplies held for consumption. Inventories are recorded using the consumption method, in that inventory acquisitions are initially recorded in inventory (asset) accounts, and the cost is recorded as an expenditure at the time individual inventory items are requisitioned. Inventories are valued on the weighted average method. Reported inventories are equally offset by a fund balance reserve which indicates that these amounts are not "available for appropriation and expenditure" even though they are a component of net current assets.

Prepaid Expenditures

The District has the option of reporting an expenditure in governmental funds for prepaid items either when purchased or during the benefiting period. The District has chosen to report the expenditure during the benefiting period.

CLOVIS UNIFIED SCHOOL DISTRICT
NOTES TO FINANCIAL STATEMENTS
JUNE 30, 2011

Capital Assets

Capital assets purchased or acquired with an original cost of \$25,000 or more are reported at historical cost or estimated historical cost. Contributed assets are reported at fair market value as of the date received. Additions, improvements, and other capital outlays that significantly extend the useful life of an asset are capitalized. Other costs incurred for repairs and maintenance are expensed as incurred. Depreciation on all assets is provided on the straight-line basis over the following estimated useful lives:

<u>Asset Class</u>	<u>Estimated Useful Life in Years</u>
Athletic Equipment	10
Audio Visual Equipment	10
Books and Multimedia	5
Business Machines	10
Communication Equipment	10
Computer Equipment	5
Computer Software	5
Construction	50
Contractors Equipment	10
Desktop	5
Furniture	20
Furniture - Hospital	10
Grounds and Maintenance Equipment	15
Hospital Equipment	10
Kitchen Equipment	15

CLOVIS UNIFIED SCHOOL DISTRICT
NOTES TO FINANCIAL STATEMENTS
 JUNE 30, 2011

<u>Asset Class</u>	<u>Estimated Useful Life in Years</u>
Land	N/A
Land Improvements	20
Laptop	5
Licensed Vehicles	5
Machinery & Tools	15
Musical Instruments	10
Outdoor Equipment	20
Portable Structures	25
Printer	5
Scanner	5
Science and Engineering	10
Server	5
Swimming Pools	50

Interfund Balances

On fund financial statements, receivables and payables resulting from short-term interfund loans are classified as “due to/from other funds.” These amounts are eliminated in the governmental activities columns of the statement of net assets.

Compensated Absences

All vacation pay plus related payroll taxes are accrued when incurred in the government-wide financial statements. An expenditure for these amounts is reported in the governmental funds only if they have matured, for example, as a result of employee resignations and retirements.

Accumulated sick leave benefits are not recognized as liabilities of the District. The District's policy is to record sick leave as an operating expense in the period taken since such benefits do not vest nor is payment probable; however, unused sick leave is added to the creditable service period for calculation of retirement benefits when the employee retires.

CLOVIS UNIFIED SCHOOL DISTRICT
NOTES TO FINANCIAL STATEMENTS
JUNE 30, 2011

Long-Term Obligations

In the government-wide financial statements, long-term debt and other long-term obligations are reported as liabilities in the Statement of Net Assets. Bond premiums and discounts as well as issuance costs are deferred and amortized over the life of the bonds using the effective-interest method. Bonds payable are reported net of applicable bond premium or discount. Bond issuance costs are reported as prepaid expenditures and amortized over the term of the related debt.

In the fund financial statements, governmental funds recognize bond premiums and discounts as well as bond issuance costs, during the current period. The face amount of the debt issued, premiums, or discounts is reported as other financing sources/uses.

Net Assets in the Government-Wide Financial Statements

In the government-wide Statement of Net Assets, the net asset amount can be classified and displayed in three components:

- Invested in Capital Assets – This consists of capital assets net of accumulated depreciation and reduced by any long term borrowings that are attributable to the acquisition, construction or improvement of those assets.
- Restricted Net Assets – This consists of net assets with constraints placed upon the use either by (1) external groups such as creditors, grantors, contributors, or laws or regulations of other governments; or (2) law through constitutional provisions or enabling legislation.
- Unrestricted Net Assets – This consists of all other net assets that do not meet the definition of “invested in capital assets” or “restricted.”

The District applies restricted resources when an expense is incurred for purposes for which both restricted and unrestricted net assets are available.

Fund Balance Reserves and Designations

The Governmental Accounting Standards Board (GASB) has issued Statement No. 54, *Fund Balance Reporting and Governmental Fund Type Definitions* (GASB 54). This statement defines the different types of fund balances that a governmental entity must use for financial reporting purposes.

GASB 54 requires the fund balance amounts to be properly reported within the fund balance categories below:

CLOVIS UNIFIED SCHOOL DISTRICT
NOTES TO FINANCIAL STATEMENTS
JUNE 30, 2011

- Nonspendable – This is fund balance associated with revolving cash funds, inventories and prepaids.
- Restricted – This includes amounts that can be spent only for the specific purposes stipulated by constitution, external resource providers, or through enabling legislation.
- Committed – This includes amounts that can be used only for the specific purposes determined by a formal action of the Governing Board (the District’s highest level of decision-making authority).
- Assigned – These funds are intended to be used by the government (District) for specific purposes but do not meet the criteria to be classified as restricted or committed.
- Unassigned – This is the residual classification for the General Fund and includes all spendable amounts not contained in the other classifications.

When fund balance resources are available for a specific purpose in multiple classifications, the District would use the most restrictive funds first.

Revenue Limit/Property Tax

The District’s revenue limit is received from a combination of local property taxes, state apportionments, and other local sources.

The county is responsible for assessing, collecting and apportioning property taxes. Taxes are levied for each fiscal year on taxable real and personal property in the county. The levy is based on the assessed values as of the preceding March 1, which is also the lien date. Property taxes on the secured roll are due on November 1 and February 1, and taxes become delinquent after December 10 and April 10, respectively. Property taxes on the unsecured roll are due on the lien date (March 1), and become delinquent if unpaid by August 31.

CLOVIS UNIFIED SCHOOL DISTRICT
NOTES TO FINANCIAL STATEMENTS
JUNE 30, 2011

Secured property taxes are recorded as revenue when apportioned, in the fiscal year of the levy. The county apportions secured property tax revenue in accordance with the alternate method of distributions prescribed by Section 4705 of the California *Revenue and Taxation Code*. This alternate method provides for crediting each applicable fund with its total secured taxes upon completion of the secured tax roll – approximately October 1 of each year.

The County Auditor reports the amount of the District's allocated property tax revenue to the California Department of Education. Property taxes are recorded as local revenue limit sources by the District.

The California Department of Education reduces the District's entitlement by the District's local property tax revenue. The balance is paid from the State General Fund, and is known as the State Apportionment.

The District's Base Revenue Limit is the amount of general purpose tax revenue, per average daily attendance (ADA), that the District is entitled to by law. This amount is multiplied by the second period ADA to derive the District's total entitlement.

CLOVIS UNIFIED SCHOOL DISTRICT
NOTES TO FINANCIAL STATEMENTS
 JUNE 30, 2011

2. DEPOSITS

Cash at June 30, 2011, consisted of the following:

	<u>Governmental Funds</u>	<u>Proprietary Fund</u>	<u>Fiduciary Funds</u>	<u>Total</u>
Pooled Funds:				
Cash in County Treasury	\$ 123,482,444	\$ 25,982,466	\$ 1,118,244	\$ 150,583,154
Deposits:				
Cash on Hand and in Banks	5,502,502	-	2,064,615	7,567,117
Cash in Revolving Fund	147,500	-	-	147,500
Cash with Fiscal Agent	1,012,068	-	-	1,012,068
Cash Collections Awaiting Deposit	-	-	284	284
Total	<u>\$ 130,144,514</u>	<u>\$ 25,982,466</u>	<u>\$ 3,183,143</u>	<u>\$ 159,310,123</u>

In accordance with Education Code Section 41001, the District maintains substantially all of its cash in the Fresno County Treasury as part of the investment pool which has a balance on June 30, 2011 of \$1,956,600,000. The County pools these funds with those of other Districts in the County and invests the cash. These pooled funds are carried at cost which approximates market value. The District is considered to be an involuntary participant in the external investment pool. Interest earned is deposited quarterly into participating funds. Any investment losses are proportionately shared by all funds in the pool.

The fair market value of this pool as of June 30, 2011, as provided by the pool sponsor, was \$1,961,405,000. The County is required by Government Code Section 53635 pursuant to section 53601 to invest in time deposits, U.S. government securities, state registered warrants, notes or bonds, State Treasurer's investment pool, bankers' acceptances, commercial paper, negotiable certificates of deposit, and repurchase or reverse repurchase agreements.

CLOVIS UNIFIED SCHOOL DISTRICT
NOTES TO FINANCIAL STATEMENTS
JUNE 30, 2011

Interest Rate Risk

Interest rate risk is the risk that changes in market interest rates that will adversely affect the fair value of an investment. Generally, the longer the maturity of an investment, the greater the sensitivity of its fair value to changes in market interest rates. The District manages its exposure to interest rate risk by investing in the County Treasury and in Money Market Mutual Fund U.S. Treasury Fund obligations. Clovis Unified School District maintains an investment with the Fresno County Investment Pool with a fair value of approximately \$150,952,955 and an amortized book value of \$150,583,154. The average weighted maturity for this pool is 960 days.

Credit Risk

Credit risk is the risk that an issuer of an investment will not fulfill its obligation to the holder of the investment. The District does not have a formal investment policy that limits its investment choices other than the limitations of State law.

Concentration of Credit Risk

Concentration of credit risk is the risk of loss attributed to the magnitude of a government's investment in a single issuer. The District does not place limits on the amount it may invest in any one issuer. At June 30, 2011, the District had no concentration of credit risk.

Custodial Credit Risk - Deposits

This is the risk that in the event of a bank failure, the District's deposits may not be returned to it. However, the California Government code requires that a financial institution secure deposits made by State or local governmental units by pledging securities in an undivided collateral pool held by a depository regulated under State law (unless so waived by the governmental unit.) The market value of the pledged securities in the collateral pool must equal at least 110% of the total amount deposited by the public agencies. California law also allows financial institutions to secure public deposits by pledging first trust deed mortgage notes having a value of 150% of the secured public deposits and letters of credit issued by the Federal Home Loan Bank of San Francisco having a value of 105% of the secured deposits.

Cash in banks and in revolving funds are insured up to \$250,000 by the Federal Depository Insurance Corporation (FDIC). All cash held by the financial institutions is fully insured or collateralized.

CLOVIS UNIFIED SCHOOL DISTRICT
NOTES TO FINANCIAL STATEMENTS
 JUNE 30, 2011

3. ACCOUNTS RECEIVABLE

Accounts receivable at June 30, 2011, consists of the following:

	GENERAL FUND	BUILDING FUND	BOND INTEREST AND REDEMPTION FUND	ALL OTHER GOVERNMENTAL FUNDS	PROPRIETARY FUND	TOTAL
Federal Sources						
Categorical Aid Programs	\$ 3,023,081	\$ -	\$ -	\$ 1,061,382	\$ -	\$ 4,084,463
State Sources						
Revenue Limit	41,506,962	-	-	-	-	41,506,962
Categorical Aid Programs	8,666,186	-	-	82,384	-	8,748,570
Lottery	2,559,545	-	-	-	-	2,559,545
Total State	<u>52,732,693</u>	<u>-</u>	<u>-</u>	<u>82,384</u>	<u>-</u>	<u>52,815,077</u>
Local Sources						
Local Governments	1,024,191	213,793	-	219,443	-	1,457,427
Interest	312,616	154,659	146,292	234,278	-	847,845
ASB/Booster Club	348,643	-	-	-	-	348,643
Other	401,634	-	-	100,560	2,919	505,113
Total Local	<u>2,087,084</u>	<u>368,452</u>	<u>146,292</u>	<u>554,281</u>	<u>2,919</u>	<u>3,159,028</u>
Due from Grantor Governments						
Federal Sources						
Child Nutrition	-	-	-	1,095,117	-	1,095,117
State Sources						
Child Nutrition	-	-	-	91,403	-	91,403
Total Due from Grantor Governments	<u>-</u>	<u>-</u>	<u>-</u>	<u>1,186,520</u>	<u>-</u>	<u>1,186,520</u>
Total Receivables	<u>\$ 57,842,858</u>	<u>\$ 368,452</u>	<u>\$ 146,292</u>	<u>\$ 2,884,567</u>	<u>\$ 2,919</u>	<u>\$ 61,245,088</u>

CLOVIS UNIFIED SCHOOL DISTRICT
NOTES TO FINANCIAL STATEMENTS
 JUNE 30, 2011

4. INTERFUND TRANSACTIONS

A. Interfund Receivables/Payables (Due To/Due From)

Interfund transactions are reported as either loans, services provided, reimbursements, or transfers. Loans are reported as interfund receivables and payables, as appropriate, and are subject to elimination upon consolidation. Services provided, deemed to be at market or near market rates, are treated as revenues and expenditures/expenses. Reimbursements occur when one fund incurs a cost, charges the appropriate benefiting fund, and reduces its related cost as a reimbursement. All other interfund transactions are treated as transfers. Transfers among governmental or proprietary funds are netted as part of the reconciliation to the government-wide financial statements.

Individual fund interfund receivable and payable balances at June 30, 2011, are as follows:

	DUE TO			
DUE FROM	General Fund	Building Fund	All Other Governmental Funds	Totals
General Fund	\$ -	\$ -	\$ 745,836	\$ 745,836
All Other Governmental Funds	822,626	3,000,000	-	3,822,626
Self Insurance Fund	1,000,000	-	-	1,000,000
Totals	\$ 1,822,626	\$ 3,000,000	\$ 745,836	\$ 5,568,462

CLOVIS UNIFIED SCHOOL DISTRICT
NOTES TO FINANCIAL STATEMENTS
 JUNE 30, 2011

B. Interfund Transfers

Interfund transfers consist of operating transfers from funds receiving resources to funds through which the resources are to be expended. Interfund transfers for the 2010-11 fiscal year were as follows:

	TRANSFERS TO			
TRANSFERS FROM	General Fund	Building Fund	All Other Governmental Funds	Totals
General Fund	\$ -	\$ 1,308,864	\$ 8,044,997	\$ 9,353,861
All Other Governmental Funds	2,675,933	6,690,885	4,900,776	14,267,594
Totals	\$ 2,675,933	\$ 7,999,749	\$ 12,945,773	\$ 23,621,455

CLOVIS UNIFIED SCHOOL DISTRICT
NOTES TO FINANCIAL STATEMENTS
 JUNE 30, 2011

5. FUND EQUITY

Ending fund equity is composed of the following elements:

	<u>GENERAL FUND</u>	<u>BUILDING FUND</u>	<u>BOND INTEREST AND REDEMPTION FUND</u>	<u>ALL OTHER GOVERNMENTAL FUNDS</u>	<u>PROPRIETARY FUND</u>	<u>TOTALS</u>
Nonspendable:						
Revolving Fund	\$ 144,000	\$ -	\$ -	\$ 3,500	\$ -	\$ 147,500
Stores	1,515,652	-	-	308,452	-	1,824,104
Prepaid Expenses	<u>2,518,961</u>	<u>-</u>	<u>-</u>	<u>121,743</u>	<u>-</u>	<u>2,640,704</u>
Total Nonspendable Balances	<u>4,178,613</u>	<u>-</u>	<u>-</u>	<u>433,695</u>	<u>-</u>	<u>4,612,308</u>
Restricted to:						
Legally Restricted Balances	<u>349,596</u>	<u>-</u>	<u>-</u>	<u>-</u>	<u>-</u>	<u>349,596</u>
Assigned to:						
Other Assignments	<u>-</u>	<u>29,084,882</u>	<u>41,944,026</u>	<u>37,851,606</u>	<u>2,479,006</u>	<u>111,359,520</u>
Unassigned to:						
Reserve for Economic Uncertainties	17,376,087	-	-	-	-	17,376,087
Unassigned	<u>26,058,956</u>	<u>-</u>	<u>-</u>	<u>-</u>	<u>-</u>	<u>26,058,956</u>
Total Unassigned Balances	<u>43,435,043</u>	<u>-</u>	<u>-</u>	<u>-</u>	<u>-</u>	<u>43,435,043</u>
Total Fund Equity	<u>\$ 47,963,252</u>	<u>\$ 29,084,882</u>	<u>\$ 41,944,026</u>	<u>\$ 38,285,301</u>	<u>\$ 2,479,006</u>	<u>\$ 159,756,467</u>

CLOVIS UNIFIED SCHOOL DISTRICT
NOTES TO FINANCIAL STATEMENTS
 JUNE 30, 2011

6. CAPITAL ASSETS AND DEPRECIATION

Capital asset activity for the year ended June 30, 2011, is shown below:

PRIMARY GOVERNMENT				
	Balance, July 1, 2010*	Additions	Retirements	Balance, June 30, 2011
Land	\$ 54,943,325	\$ -	\$ -	\$ 54,943,325
Sites and Improvements	96,232,524	11,663,636	197,200	107,698,960
Buildings	585,286,568	20,644,093	-	605,930,661
Furniture and Equipment	19,996,754	8,101,472	52,300	28,045,926
Work in Progress	60,122,233	28,235,659	33,833,669	54,524,223
Totals at Historical Cost	816,581,404	68,644,860	34,083,169	851,143,095
Less Accumulated Depreciation for:				
Site Improvements	45,970,040	3,727,521	197,200	49,500,361
Buildings	124,119,852	12,699,249	-	136,819,101
Furniture and Equipment	16,703,553	751,840	52,300	17,403,093
Total Accumulated Depreciation	186,793,445	17,178,610	249,500	203,722,555
Governmental Activities Capital Assets, Net	\$ 629,787,959	\$ 51,466,250	\$ 33,833,669	\$ 647,420,540

*Restated. See Note 20.

CLOVIS UNIFIED SCHOOL DISTRICT
NOTES TO FINANCIAL STATEMENTS
JUNE 30, 2011

Depreciation expense was charged to governmental activities as follows:

Governmental Activities:

Instruction	\$ 12,881,090
Supervision of Instruction	276,642
Instructional Library, Media and Technology	180,419
School Site Administration	144,335
Home-to-School Transportation	233,316
Food Services	149,169
Ancillary Services	2,555,516
All Other General Administration	499,162
Plant Services	250,243
Community Services	<u>8,718</u>
Total Depreciation Expense	<u><u>\$ 17,178,610</u></u>

CLOVIS UNIFIED SCHOOL DISTRICT
NOTES TO FINANCIAL STATEMENTS
 JUNE 30, 2011

7. BONDED DEBT

The outstanding general obligation bonded debt of the District at June 30, 2011 is the following:

<u>Date of Bond</u>	<u>Year of Maturity</u>	<u>Rate of Interest</u>	<u>Amount of Original Issue</u>	<u>Bonds Outstanding July 1, 2010</u>	<u>Issued During Year</u>	<u>Matured/Defeased During Year</u>	<u>Bonds Outstanding June 30, 2011</u>
9/1/1997	2012	6.375%	\$ 545,000	\$ 545,000	\$ -	\$ -	\$ 545,000
9/1/1997	2012	5.4-5.5%	3,555,798	3,555,798	-	1,381,257	2,174,541
9/1/1998	2011	5.6-6.3%	164,931,874	19,114,003	-	19,114,003	-
10/1/2001	2019	4.2-9.0%	49,996,471	25,081,582	-	1,398,209	23,683,373
10/1/2002	2027	3.6-10.0%	29,000,256	26,010,255	-	475,000	25,535,255
12/1/2004	2029	3.0-4.0%	119,998,286	92,255,161	-	165,000	92,090,161
3/1/2006	2030	4.0-5.0%	48,001,060	45,436,060	-	50,000	45,386,060
8/1/2008	2015	1.9-4.0%	64,715,000	48,955,000	-	13,430,000	35,525,000
			<u>\$ 480,743,745</u>	<u>\$ 260,952,859</u>	<u>\$ -</u>	<u>\$ 36,013,469</u>	<u>\$ 224,939,390</u>

The annual requirement to amortize the 1996 Series E general obligation bonds payable, outstanding at June 30, 2011, is as follows:

<u>Year Ending June 30</u>	<u>Principal</u>	<u>Interest</u>	<u>Total</u>
2012	\$ 545,000	\$ 34,744	\$ 579,744
Totals	<u>\$ 545,000</u>	<u>\$ 34,744</u>	<u>\$ 579,744</u>

CLOVIS UNIFIED SCHOOL DISTRICT
NOTES TO FINANCIAL STATEMENTS
 JUNE 30, 2011

The annual requirement to amortize the 1996 Series F general obligation bonds payable, outstanding at June 30, 2011, is as follows:

<u>Year Ending June 30</u>	<u>Principal</u>	<u>Interest</u>	<u>Total</u>
2012	\$ 2,174,541	\$ 2,428,086	\$ 4,602,627
Totals	<u>\$ 2,174,541</u>	<u>\$ 2,428,086</u>	<u>\$ 4,602,627</u>

The annual requirement to amortize the Election of 2001, Series A general obligation bonds payable, outstanding at June 30, 2011, is as follows:

<u>Year Ending June 30</u>	<u>Principal</u>	<u>Interest</u>	<u>Total</u>
2012	\$ 3,573,352	\$ 1,814,695	\$ 5,388,047
2013	2,932,258	1,912,249	4,844,507
2014	2,893,242	2,202,391	5,095,633
2015	2,886,975	1,181,513	4,068,488
2016	2,872,338	2,697,662	5,570,000
2017-19	<u>8,525,208</u>	<u>10,304,792</u>	<u>18,830,000</u>
Totals	<u>\$ 23,683,373</u>	<u>\$ 20,113,302</u>	<u>\$ 43,796,675</u>

CLOVIS UNIFIED SCHOOL DISTRICT
NOTES TO FINANCIAL STATEMENTS
 JUNE 30, 2011

The annual requirement to amortize the Election of 2001, Series B general obligation bonds payable, outstanding at June 30, 2011, is as follows:

<u>Year Ending June 30</u>	<u>Principal</u>	<u>Interest</u>	<u>Total</u>
2012	\$ 1,330,747	\$ 632,530	\$ 1,963,277
2013	1,744,193	843,840	2,588,033
2014	1,713,128	975,524	2,688,652
2015	1,645,824	1,105,049	2,750,873
2016	1,579,078	1,231,396	2,810,474
2017-21	7,067,539	8,017,074	15,084,613
2022-26	5,849,967	11,239,932	17,089,899
2027-30	4,604,779	10,454,774	15,059,553
Totals	<u>\$ 25,535,255</u>	<u>\$ 34,500,119</u>	<u>\$ 60,035,374</u>

The annual requirement to amortize the Election of 2004, Series A general obligation bonds payable, outstanding at June 30, 2011, is as follows:

<u>Year Ending June 30</u>	<u>Principal</u>	<u>Interest</u>	<u>Total</u>
2012	\$ 7,230,000	\$ 144,600	\$ 7,374,600
2013	5,853,120	1,946,880	7,800,000
2014	5,872,696	2,392,304	8,265,000
2015	5,859,827	2,900,173	8,760,000
2016	5,828,287	3,456,713	9,285,000
2017-21	17,356,391	15,353,609	32,710,000
2022-26	22,713,896	38,376,105	61,090,001
2027-30	21,375,944	55,759,055	77,134,999
Totals	<u>\$ 92,090,161</u>	<u>\$ 120,329,439</u>	<u>\$ 212,419,600</u>

CLOVIS UNIFIED SCHOOL DISTRICT
NOTES TO FINANCIAL STATEMENTS
 JUNE 30, 2011

The annual requirement to amortize the Election of 2004, Series B general obligation bonds payable, outstanding at June 30, 2011, is as follows:

<u>Year Ending June 30</u>	<u>Principal</u>	<u>Interest</u>	<u>Total</u>
2012	\$ 700,000	\$ 1,505,300	\$ 2,205,300
2013	670,000	1,477,900	2,147,900
2014	830,000	1,447,900	2,277,900
2015	1,000,000	1,411,300	2,411,300
2016	1,185,000	1,367,600	2,552,600
2017-21	9,425,000	5,735,700	15,160,700
2022-26	17,730,000	2,419,750	20,149,750
2027-31	<u>13,846,060</u>	<u>27,533,940</u>	<u>41,380,000</u>
Totals	<u>\$ 45,386,060</u>	<u>\$ 42,899,390</u>	<u>\$ 88,285,450</u>

The annual requirement to amortize the 2008 Refunding general obligation bonds payable, outstanding at June 30, 2011, is as follows:

<u>Year Ending June 30</u>	<u>Principal</u>	<u>Interest</u>	<u>Total</u>
2012	\$ 13,575,000	\$ 908,208	\$ 14,483,208
2013	10,405,000	530,232	10,935,232
2014	5,105,000	279,491	5,384,491
2015	3,170,000	163,150	3,333,150
2016	<u>3,270,000</u>	<u>57,225</u>	<u>3,327,225</u>
Totals	<u>\$ 35,525,000</u>	<u>\$ 1,938,306</u>	<u>\$ 37,463,306</u>

CLOVIS UNIFIED SCHOOL DISTRICT
NOTES TO FINANCIAL STATEMENTS
 JUNE 30, 2011

The annual requirement to amortize general obligation bonds payable, outstanding at June 30, 2011, is summarized as follows:

<u>Year Ending June 30</u>	<u>Principal</u>	<u>Interest</u>	<u>Total</u>
2012	\$ 29,128,640	\$ 7,468,163	\$ 36,596,803
2013	21,604,571	6,711,101	28,315,672
2014	16,414,066	7,297,610	23,711,676
2015	14,562,626	6,761,185	21,323,811
2016	14,734,703	8,810,596	23,545,299
2017-21	42,374,138	39,411,175	81,785,313
2022-26	46,293,863	52,035,787	98,329,650
2027-31	<u>39,826,783</u>	<u>93,747,769</u>	<u>133,574,552</u>
Totals	<u>\$ 224,939,390</u>	<u>\$ 222,243,386</u>	<u>\$ 447,182,776</u>

CLOVIS UNIFIED SCHOOL DISTRICT
NOTES TO FINANCIAL STATEMENTS
JUNE 30, 2011

8. OTHER POSTEMPLOYMENT BENEFITS

The District implemented GASB Statement #45, Accounting and Financial Reporting by Employers for Postemployment Benefits Other Than Pension for the fiscal year ended June 30, 2011. This implementation allows the District to report its liability for other postemployment benefits consistent with newly established generally accepted accounting principles and to reflect an actuarially determined liability for the present value of projected future benefits for retired and active employees on the financial statements. In the 2007-08 fiscal year, the District re-established the Self Insurance Fund to account for funds set aside for postemployment benefits.

Plan Description. The District provides lifetime postemployment benefits to certificated and classified employees. To qualify, employees hired prior to September 1, 2007 must have 15 benefited service years with the District and attained the age of 55, and employees hired after September 1, 2007 must have 30 benefited service years with the District and attained the age of 55. Dental and vision benefits are provided for five years, but not beyond age 65. There are 3,023 active and 813 retired members in the plan. Benefits and eligibility for teachers and food service workers are established and amended through collective bargaining with the recognized bargaining agent for each group; and include postemployment health and dental coverage. Benefits and eligibility for administrators, secretaries and general support staff are established and amended by the governing body.

Funding Policy. The District has \$0 of invested plan assets accumulated for payment of future benefits. The employer makes all contributions, and for the year ended June 30, 2011, the District contributed \$42,973,496 to the Self Insurance Fund.

Annual OPEB Cost and Net OPEB Obligation. The District's annual other postemployment benefit (OPEB) cost (expense) is calculated based on the annual required contribution (ARC), an amount actuarially determined in accordance with the parameters of GASB Statement 45. The ARC represents a level of funding that, if paid on an ongoing basis, is projected to cover normal cost each year and amortize any un-funded actuarial liabilities over a period not to exceed thirty years. A table showing the components of the District's annual OPEB cost for the year, the amount actually paid from the plan, and changes in the District's net OPEB obligation is not presented because the District has opted to record the total unfunded actuarial liability at June 30, 2011.

Funded Status and Funding Progress. As of July 1, 2010, the most recent actuarial valuation date, the District's unfunded actuarial accrued liability (UAAL) was \$129,691,185. The annual payroll for active employees covered by the plan in the actuarial valuation for the 2010-2011 fiscal year was \$157,283,992 for a ratio of the UAAL to covered payroll of 82%.

CLOVIS UNIFIED SCHOOL DISTRICT
NOTES TO FINANCIAL STATEMENTS
JUNE 30, 2011

Actuarial valuations of an ongoing plan involve estimates of the value of reported amounts and assumptions about the probability of occurrence of events far into the future, such as assumptions about future terminations, mortality, and healthcare cost trends. Actuarially determined amounts are subject to continual revision as actuarial results are compared with past experience and new estimates are made about the future. The schedule of funding progress, presented as required supplementary information following the notes to the financial statements, presents multiyear trend information about whether the actuarial value of plan assets is increasing or decreasing over time relative to the actuarial accrued liabilities for benefits.

Actuarial Methods and Assumptions. Projections of benefits for financial reporting purposes are based on the substantive plan (the plan as understood by the employer and plan members) and include the types of benefits provided at the time of each valuation and the historical pattern of sharing of benefit costs between the employer and plan members to that point. The actuarial methods and assumptions used include techniques that are designed to reduce the effect of short-term volatility in actuarial accrued liabilities and the actuarial value of assets, consistent with the long-term perspective of the calculations.

In the July 1, 2010 actuarial valuation, the projected unit credit actuarial cost method was used. The actuarial assumptions included a rate of 5.0% to discount expected liabilities to the valuation date, which is the yield on 30-year A-rated municipal bonds as of September 8, 2006. The initial healthcare trend rate was 10% for medical and 10% for drugs and 6% for dental, reduced by decrements to an ultimate rate of 5.5% for medical after 5 years and drug after 9 years. Mortality, disability and retirement rates are from the 1994 Group Annuity Mortality. The UAAL is being amortized as a level percentage of projected payrolls.

9. COMPENSATED ABSENCES

The total accumulated unpaid employee compensated absences as of June 30, 2011, amounted to \$1,384,084.

CLOVIS UNIFIED SCHOOL DISTRICT
NOTES TO FINANCIAL STATEMENTS
 JUNE 30, 2011

10. CERTIFICATES OF PARTICIPATION

A. In November 2004, the Central Valley School Districts Financing Corporation issued 2004 Certificates of Participation in the amount of \$28,900,000 with interest rates ranging from 3.00 to 5.25 percent.

The certificates mature through November 2015 as follows:

<u>Year Ending June 30</u>	<u>Principal</u>	<u>Interest</u>	<u>Total</u>
2012	\$ 2,715,000	\$ 628,863	\$ 3,343,863
2013	2,810,000	532,175	3,342,175
2014	2,910,000	406,613	3,316,613
2015	3,065,000	249,769	3,314,769
2016	<u>3,225,000</u>	<u>84,656</u>	<u>3,309,656</u>
Totals	<u>14,725,000</u>	<u>1,902,076</u>	<u>16,627,076</u>

CLOVIS UNIFIED SCHOOL DISTRICT
NOTES TO FINANCIAL STATEMENTS
 JUNE 30, 2011

- B. In August 2006, the Central Valley School Districts Financing Corporation issued 2006 Certificates of Participation in the amount of \$7,820,000 with interest rates ranging from 4.00 to 4.50 percent.

The certificates mature through August 2016 as follows:

<u>Year Ending June 30</u>	<u>Principal</u>	<u>Interest</u>	<u>Total</u>
2012	\$ 1,130,000	\$ 127,000	\$ 1,257,000
2013	590,000	91,125	681,125
2014	620,000	63,900	683,900
2015	355,000	41,963	396,963
2016	370,000	25,650	395,650
2017	<u>385,000</u>	<u>8,662</u>	<u>393,662</u>
Totals	<u>3,450,000</u>	<u>358,300</u>	<u>3,808,300</u>

- C. In June 2010, the Central Valley Support Services JPA issued 2010 Certificates of Participation on behalf of CUSD in the amount of \$9,365,000 with interest rates ranging from 2.00 to 4.00 percent. As of June 30, 2011, the District drew down funds in the amount of \$3,410,292.

The certificates, in their entirety, mature through November 2021. The District's liability is as follows:

<u>Year Ending June 30</u>	<u>Principal</u>	<u>Interest</u>	<u>Total</u>
2012	\$ 85,000	\$ 320,250	\$ 405,250
2013	715,000	308,675	1,023,675
2014	735,000	286,925	1,021,925
2015	1,050,000	260,150	1,310,150
2016	<u>705,292</u>	<u>148,281</u>	<u>853,573</u>
Totals	<u>3,290,292</u>	<u>1,324,281</u>	<u>4,614,573</u>

CLOVIS UNIFIED SCHOOL DISTRICT
NOTES TO FINANCIAL STATEMENTS
 JUNE 30, 2011

D. In January 2011, the Central Valley Support Services JPA issued 2011 Certificates of Participation on behalf of CUSD in the amount of \$4,450,000 with interest rates ranging from 2.00 to 4.50 percent. As of June 30, 2011, the District drew down funds in the amount of \$3,890,057.

The certificates, in their entirety, mature through November 2025. The District's liability is as follows:

<u>Year Ending June 30</u>	<u>Principal</u>	<u>Interest</u>	<u>Total</u>
2012	\$ 165,000	\$ 262,629	\$ 427,629
2013	220,000	202,500	422,500
2014	225,000	194,700	419,700
2015	235,000	185,500	420,500
2016	245,000	175,900	420,900
2017-21	1,375,000	716,169	2,091,169
2022-25	<u>1,425,057</u>	<u>298,619</u>	<u>1,723,676</u>
Totals	<u>3,890,057</u>	<u>2,036,017</u>	<u>5,926,074</u>
Grand Total	<u>\$ 25,355,349</u>	<u>\$ 5,620,674</u>	<u>\$ 30,976,023</u>

The District currently has a total amount due of \$30,976,023 for Certificates of Participation. The funding sources for the total COP's balance as of June 30, 2011 are:

General Fund	\$ 12,805,933
Special Reserve (RCA) Fund	1,543,015
Developer Fee Fund	<u>16,627,075</u>
Total	<u>\$ 30,976,023</u>

CLOVIS UNIFIED SCHOOL DISTRICT
NOTES TO FINANCIAL STATEMENTS
 JUNE 30, 2011

11. CAPITAL LEASES

The District has entered into various lease agreements. The payments are as follows:

<u>Year Ending June 30</u>	<u>Principal</u>	<u>Interest</u>	<u>Total</u>
2012	\$ 659,582	\$ 29,156	\$ 688,738
2013	<u>309,604</u>	<u>8,440</u>	<u>318,044</u>
Totals	<u>\$ 969,186</u>	<u>\$ 37,596</u>	<u>\$ 1,006,782</u>

12. CHILD DEVELOPMENT PORTABLES

The District financed the purchase of Child Development Portables through the California Department of Education's Child Care Facilities Revolving Fund. The agreement with CDE includes a 0% interest rate for the portable classrooms. During the term of the repayment, the title to the facilities shall be in the name of the State of California. Title shall pass to the District after repayment of all funds. The District bears all the responsibility of maintaining the facilities and keeping the facilities free and clear of any levies, liens and encumbrances.

The loans mature in 2019 and the payments are as follows:

<u>Year Ending June 30</u>	
2012	\$ 80,406
2013	108,323
2014	108,324
2015	108,323
2016	80,406
2017-19	<u>206,406</u>
Totals	<u>\$ 692,188</u>

CLOVIS UNIFIED SCHOOL DISTRICT
NOTES TO FINANCIAL STATEMENTS
JUNE 30, 2011

13. SUPPLEMENTARY RETIREMENT PLAN

The District adopted the PARS 403 (b) Supplementary Retirement Plan in fiscal years 2008, 2009, and 2010 for certain eligible employees. The District shall make contributions into the eligible participant's 403(b) annuity contract held by Pacific Life Insurance Company. The future liability for the Supplementary Retirement Plan is as follows:

<u>Year Ending June 30</u>	
2012	\$ 1,921,902
2013	1,921,902
2014	1,074,233
2015	<u>1,074,233</u>
Total	<u>\$ 5,992,270</u>

CLOVIS UNIFIED SCHOOL DISTRICT
NOTES TO FINANCIAL STATEMENTS
 JUNE 30, 2011

14. RISK MANAGEMENT

The District is self-insured for workers' compensation, health, vision and dental programs. The District accounts for and finances its uninsured risks of loss in the General Fund. The General Fund provides coverage for up to a maximum of \$275,000 for each workers' compensation claim and \$350,000 for each health insurance claim. The District purchases commercial insurance for claims in excess of coverage provided by the General Fund and for all other risks of loss.

All funds of the District, which reflect salary costs, participate in the program and make payments to the General Fund based on actuarial estimates of the amounts needed to pay prior and current year claims. The claims liability of \$14,815,108 reported in the General Fund and Self Insurance Fund at June 30, 2011 is based on the requirements of Governmental Accounting Standards Board Statement No. 10, which requires that a liability for claims be reported if information prior to the issuance of the financial statements indicates that it is probable that a liability has been incurred at the date of the financial statements and the amount of the loss can be reasonably estimated. Changes in the Fund's claims liability amount in fiscal years 2007, 2008, 2009, 2010 and 2011 were:

	Liability July 1	Current-Year Claims and Changes in Estimates	Claims Payments	Liability June 30
	<hr/>	<hr/>	<hr/>	<hr/>
2006-07	\$ 9,131,411	\$ 40,828,724	\$ 37,268,585	\$ 12,691,550
2007-08	12,691,550	42,476,439	39,684,372	15,483,617
2008-09	15,483,617	38,482,319	38,673,261	15,292,675
2009-10	15,292,675	38,187,040	37,977,666	15,502,049
2010-11	15,502,049	40,503,746	41,190,687	14,815,108

CLOVIS UNIFIED SCHOOL DISTRICT
NOTES TO FINANCIAL STATEMENTS
 JUNE 30, 2011

Claim loss detail by coverage type is as follows:

Workers' Compensation:	
Current Portion	\$ 8,843,899
Dental Program	596,529
Vision Program	72,816
Health and Prescription Program	5,301,864
Totals	\$ 14,815,108

15. LONG-TERM DEBT

A schedule of changes in long-term debt for the fiscal year ended June 30, 2011, is shown below:

	Balance, July 1, 2010	Additions	Deductions	Balance, June 30, 2011	Amounts Due Within One Year
Bonded Debt	\$ 260,952,859	\$ -	\$ 36,013,469	\$ 224,939,390	\$ 29,128,640
Postemployment Benefits	129,691,185	-	-	129,691,185	-
Compensated Absences	1,280,710	1,384,084	1,280,710	1,384,084	-
Certificates of Participation	21,880,000	7,300,349	3,825,000	25,355,349	4,095,000
Capital Leases	1,147,492	926,892	1,105,198	969,186	659,582
Child Development Portables	817,917	-	125,729	692,188	80,406
Supplemental Retirement Plan	7,914,172	-	1,921,902	5,992,270	1,921,902
Totals	\$ 423,684,335	\$ 9,611,325	\$ 44,272,008	\$ 389,023,652	\$ 35,885,530

CLOVIS UNIFIED SCHOOL DISTRICT
NOTES TO FINANCIAL STATEMENTS
JUNE 30, 2011

16. CHARTER SCHOOLS

On April 23, 2008, the District granted and approved the Clovis Online Charter School. The Clovis Online School Charter has a term of two years, commencing in August 2009. The District accounts for the charter school within the General Fund.

17. JOINT POWERS AGREEMENTS

The District has entered into joint powers agreements (JPAs) with other governmental units, as allowed by the California Government Code. These JPAs have budgeting and financial reporting requirements independent of member units, whose financial statements are not presented in these financial statements; however, fund transactions between the entities and Clovis Unified School District are included in these statements. Summarized below is certain information on these entities:

Schools Excess Liability Fund (SELF)

Purpose: To provide liability insurance coverage in excess of \$1,000,000 (up to \$25,000,000).

Participants: Other school districts in California.

Governing Board: One designee for each district votes for a 16 member Board of Directors.

The summary of financial information on the Schools Excess Liability Fund is available from Schools Excess Liability Fund, 1531 I Street, Suite 300, Sacramento, CA 95814.

CLOVIS UNIFIED SCHOOL DISTRICT
NOTES TO FINANCIAL STATEMENTS
JUNE 30, 2011

Alliance of Schools for Cooperative Insurance Programs (ASCIP)

- Purpose: Arrange for and provide property and liability insurance for its members.
- Participants: Other governmental agencies.
- Governing Board: Eleven voting members of the ASCIP Executive Committee appointed by the member districts.

Central Valley Support Services (CVSS)

- Purpose: To provide maintenance, operations, food service, transportation, printing, and warehouse/delivery services or any other support services approved by the Governing Board to its members.
- Participants: Clovis Unified School District, Golden Valley Unified School District, and Fresno Unified School District.
- Governing Board: The Governing Board shall consist of a District representative appointed by the Superintendent and a member of the operations staff of each educational agency holding membership in CVSS selected by that agency, and the Treasurer of CVSS.

Center for Advanced Research & Technology (CART)

- Purpose: To provide for the financing and operation of a joint technical center for high school age students.
- Participants: Clovis Unified School District and Fresno Unified School District.
- Governing Board: Representatives from the member public educational agencies and related associations.

CLOVIS UNIFIED SCHOOL DISTRICT
NOTES TO FINANCIAL STATEMENTS
 JUNE 30, 2011

Condensed financial information of these JPAs are as follows:

	<u>SELF</u>	<u>ASCIP</u>	<u>CVSS</u>	<u>CART</u>
	Audited	Audited	Audited	Audited
	June 30, 2010	June 30, 2010	June 30, 2011	June 30, 2011
Total Assets	\$ 196,974	\$ 242,839,611	\$ 85,248,457	\$ 12,344,167
Total Liabilities	160,464	136,884,803	84,219,615	254,353
Net Assets	<u>\$ 36,510</u>	<u>\$ 105,954,808</u>	<u>\$ 1,028,842</u>	<u>\$ 12,089,814</u>
Total Revenues	\$ 19,384	\$ 177,534,227	\$ 3,325,867	\$ 4,140,973
Total Expenditures	30,536	162,916,342	2,757,638	2,487,957
Net Increase (Decrease) in Net Assets	<u>\$ (11,152)</u>	<u>\$ 14,617,885</u>	<u>\$ 568,229</u>	<u>\$ 1,653,016</u>

18. COMMITMENTS AND CONTINGENCIES

A. Federal and State Allowances, Awards and Grants

The District has received Federal and State funds for specific purposes that are subject to review and audit by the grantor agencies. If the review or audit discloses exceptions, the District may incur a liability to grantor agencies.

B. Litigation

Various claims and litigation involving the District are currently outstanding. However, management of the District believes, based on consultation with legal counsel, that the ultimate resolution of these matters will not have a material adverse effect on the District's financial position or results of operations.

CLOVIS UNIFIED SCHOOL DISTRICT
NOTES TO FINANCIAL STATEMENTS
 JUNE 30, 2011

C. Construction Commitments

At June 30, 2011, the District had the following commitments with respect to the unfinished capital projects:

<u>Capital Projects</u>	<u>Remaining Construction Commitments</u>	<u>Expected Date of Completion</u>
Performing Arts CTE	\$ 560,823.52	9/30/2011
Performing Arts CTE Escrow Acct	61,707.00	9/30/2011
Transportation Parking Lots	282,912.84	8/31/2011
Alta Sierra Modernization	3,619,106.05	9/30/2011
Painting at Lincoln Elementary	49,567.00	8/31/2011
Painting at TK Elementary	87,500.00	8/31/2011
CWHS Gym Floor Resurfacing	24,900.00	8/31/2011
Roof Boys Locker Room & MPR	144,534.30	8/31/2011
Special Ed Rooms 614 & 616	92,600.00	9/14/2011
Snack Bar Improvements	128,163.44	9/28/2011
Special Ed Room A301	68,105.00	8/17/2011
Paving Rehab at 4 Sites	313,417.50	8/31/2011
Dry Creek Fire Alarm Replacement	139,046.00	8/31/2011
Special Ed Portables	528,600.00	9/14/2011
MAN Elementary	3,100,000.00	10/14/2011
Oraze Elementary	3,123,062.43	9/14/2011
Total	<u>\$ 12,324,045.08</u>	

CLOVIS UNIFIED SCHOOL DISTRICT
NOTES TO FINANCIAL STATEMENTS

JUNE 30, 2011

19. EMPLOYEE RETIREMENT SYSTEMS

Qualified employees are covered under multiple-employer defined benefit pension plans maintained by agencies of the State of California. Classified employees are members of the California Public Employees' Retirement System (CalPERS) and certificated employees are members of the State Teachers' Retirement System (STRS).

PERS

Plan Description

The District contributes to the School Employer Pool under the California Public Employees' Retirement System (CalPERS), a cost-sharing multiple-employer public employee retirement system defined benefit pension plan administered by CalPERS. The plan provides retirement and disability benefits, annual cost-of-living adjustments, and death benefits to plan members and beneficiaries. Benefit provisions are established by state statutes, as legislatively amended, within the Public Employees' Retirement Law. CalPERS issues a separate comprehensive annual financial report that includes financial statements and required supplementary information. Copies of the CalPERS annual financial report may be obtained from the CalPERS Executive Office, 400 P Street, Sacramento, California, 95814.

Funding Policy

Active plan members are required to contribute to PERS 7.0% of their salary and the District is required to contribute an actuarially determined rate. The actuarial methods and assumptions used for determining the rate are those adopted by the CalPERS Board of Administration. The required employer contribution rate for fiscal year 2010-11 was 10.707%. The contribution requirements of the plan members are established by the state statute. The District's contributions to CalPERS for the fiscal years ending June 30, 2011, 2010, and 2009 were \$4,670,989, \$4,154,953, and \$3,987,572, respectively, and equal 100% of the required contributions for each year.

CLOVIS UNIFIED SCHOOL DISTRICT
NOTES TO FINANCIAL STATEMENTS
JUNE 30, 2011

STRS

Plan Description

The District contributes to the State Teachers' Retirement Systems (STRS), a cost-sharing multiple-employer public employee retirement system defined benefit pension plan administered by STRS. The plan provides retirement, disability, and survivor benefits to beneficiaries. Benefit provisions are established by state statutes, as legislatively amended, within the State Teachers' Retirement Law. STRS issues a separate comprehensive annual financial report that includes financial statements and required supplementary information. Copies of the STRS annual financial report may be obtained from the STRS, 7667 Folsom Boulevard, Sacramento, California 95826.

Funding Policy

Active plan members are required to contribute 8.0% of their salary and the District is required to contribute an actuarially determined rate. The actuarial methods and assumptions used for determining the rate are those adopted by the STRS Teachers' Retirement Board. The required employer contribution rate for fiscal year 2010-11 was 8.25% of annual payroll. The contribution requirements of the plan members are established by state statute. The District's contributions to STRS for the fiscal years ending June 30, 2011, 2010 and 2009 were \$11,255,633, \$11,828,612, and \$12,009,252, respectively, and equal 100% of the required contributions for each year.

APPLE

Plan Description

The APPLE program applies to all part-time employees working less than 20 hours per week and not eligible for CalPERS or STRS retirement programs. This includes all part-time classified and certificated employees working less than 20 hours, as well as substitute employees.

Employees are eligible for plan benefits upon termination with the District and have the option of rolling over their benefit into an individual retirement account or receiving a direct payment. Those with account balances of less than \$3,500 and who do not indicate which alternative they choose will receive a direct distribution from the plan.

CLOVIS UNIFIED SCHOOL DISTRICT
NOTES TO FINANCIAL STATEMENTS
JUNE 30, 2011

Funding Policy

Participants in APPLE are required to contribute 3.75% of gross salary to APPLE. The District is required to contribute 3.75% of gross salary expenditures to APPLE. The District's contributions to APPLE for the fiscal year ending June 30, 2011, 2010 and 2009 were \$260,854, \$290,201, and \$274,303, respectively.

20. ADJUSTMENT FOR RESTATEMENT

The beginning balances of Capital Assets and Depreciation were restated by \$(243,979) and \$(107,576), respectively, for a prior year sale that was inadvertently omitted from the fixed asset system. As a result, the government-wide Net Assets at July 1, 2010 has been restated by \$(136,403).



Required Supplementary
Information

CLOVIS UNIFIED SCHOOL DISTRICT
BUDGETARY COMPARISON SCHEDULE
GENERAL FUND
 FOR THE FISCAL YEAR ENDED JUNE 30, 2011

	Budgeted Amounts		Actual (GAAP Basis)	Variance with Final Budget Positive-(Negative)
	Original	Final		
REVENUES				
Revenue Limit Sources				
State Apportionments	\$ 131,994,358	\$ 144,621,403	\$ 144,621,403	\$ -
Local Sources	50,059,514	47,835,355	47,835,355	-
Revenue Limit Transfers	728,352	536,383	536,383	-
Total Revenue Limit Sources	182,782,224	192,993,141	192,993,141	-
Federal Revenues	20,999,043	27,211,123	27,211,123	-
Other State Revenues	58,540,431	64,180,638	63,875,298	(305,340)
Other Local Revenues	12,942,175	15,725,585	15,172,435	(553,150)
Total Revenues	275,263,873	300,110,487	299,251,997	(858,490)
EXPENDITURES				
Certificated Salaries	126,617,447	133,966,602	133,966,602	-
Classified Salaries	41,201,438	44,165,294	44,165,294	-
Employee Benefits	62,216,119	62,533,664	62,533,664	-
Books and Salaries	32,117,753	14,958,136	14,958,136	-
Services and Other Operating Expenditures	24,413,056	24,289,725	24,289,725	-
Capital Outlay	3,315,000	208,228	208,228	-
Other Outgo	(343,329)	(325,103)	(325,103)	-
Debt Service:				
Principal	1,141,997	1,105,198	1,105,198	-
Interest	38,807	40,952	40,952	-
Total Expenditures	290,718,288	280,942,696	280,942,696	-
EXCESS DEFICIENCY OF REVENUES OVER EXPENDITURES	(15,454,415)	19,167,791	18,309,301	(858,490)

The Notes to Financial Statements are an integral part of this statement.

CLOVIS UNIFIED SCHOOL DISTRICT
BUDGETARY COMPARISON SCHEDULE
GENERAL FUND
 FOR THE FISCAL YEAR ENDED JUNE 30, 2011

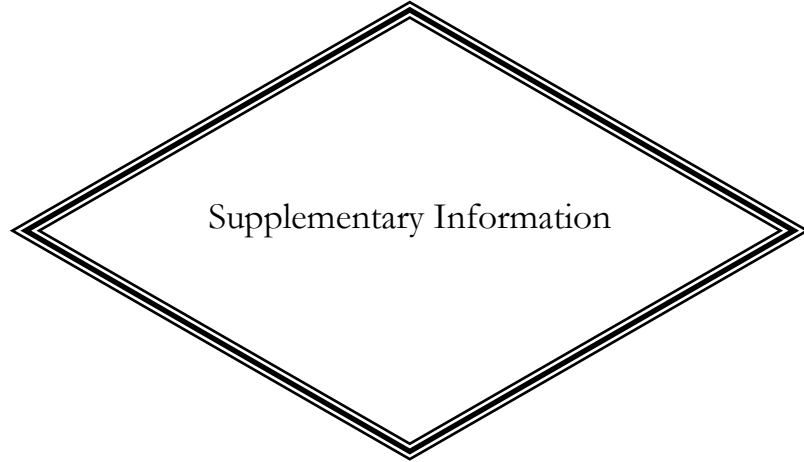
	<u>Budgeted Amounts</u>		Actual (GAAP Basis)	Variance with Final Budget Positive - (Negative)
	<u>Original</u>	<u>Final</u>		
<u>OTHER FINANCING SOURCES (USES)</u>				
Operating Transfers In (Note 4B)	\$ 6,011,403	\$ 2,675,933	\$ 2,675,933	\$ -
Proceeds from Capital Leases	992,655	927,426	927,426	-
Operating Transfers Out (Note 4B)	<u>(7,016,954)</u>	<u>(9,353,861)</u>	<u>(9,353,861)</u>	<u>-</u>
Total Other Financing Sources (Uses)	<u>(12,896)</u>	<u>(5,750,502)</u>	<u>(5,750,502)</u>	<u>-</u>
EXCESS (DEFICIENCY) OF REVENUES OVER EXPENDITURES AND OTHER SOURCES (USES)	<u>\$ (15,467,311)</u>	<u>\$ 13,417,289</u>	12,558,799	<u>\$ (858,490)</u>
<u>FUND BALANCE - JULY 1, 2010</u>			<u>35,404,453</u>	
<u>FUND BALANCE - JUNE 30, 2011</u>			<u>\$ 47,963,252</u>	

The Notes to Financial Statements are an integral part of this statement.

CLOVIS UNIFIED SCHOOL DISTRICT
OTHER POSTEMPLOYMENT BENEFITS (OPEB) SCHEDULE OF FUNDING PROGRESS
 FOR THE YEAR ENDED JUNE 30, 2011

Actuarial Valuation Date	Actuarial Value of Assets (a)	Actuarial Accrued Liability (AAL) (b)	Unfunded AAL (UAAL) (b-a)	Funded Ratio (a/b)	Covered Payroll (c)	UAAL as a Percentage of Covered Payroll ((b-a)/c)
July 1, 2008	-	\$ 128,393,347	\$ 128,393,347	0%	\$ 163,718,940	78%
July 1, 2010	-	129,691,185	129,691,185	0%	172,688,964	75%

The Notes to Financial Statements are an integral part of this statement.



Supplementary Information

CLOVIS UNIFIED SCHOOL DISTRICT
COMBINING BALANCE SHEET
NONMAJOR SPECIAL REVENUE FUNDS
JUNE 30, 2011

	<u>ADULT FUND</u>	<u>CAFETERIA FUND</u>	<u>CHILD DEVELOPMENT FUND</u>	<u>DEFERRED MAINTENANCE FUND</u>	<u>TOTALS</u>
<u>ASSETS</u>					
Cash					
Cash in County Treasury	\$ 1,230,497	\$ 125,585	\$ 1,565,799	\$ 2,204,596	\$ 5,126,477
Cash on Hand and in Banks	94,578	4,427,852	34,127	-	4,556,557
Cash in Revolving Fund	3,500	-	-	-	3,500
Accounts Receivable	927,430	15,331	466,834	5,645	1,415,240
Due from Grantor Governments	-	1,186,520	-	-	1,186,520
Due from Other Funds	745,836	-	-	-	745,836
Inventory	32,381	276,071	-	-	308,452
Prepaid Expenditures	93,406	-	8,308	-	101,714
	<u>3,127,628</u>	<u>6,031,359</u>	<u>2,075,068</u>	<u>2,210,241</u>	<u>13,444,296</u>
TOTAL ASSETS	<u>\$ 3,127,628</u>	<u>\$ 6,031,359</u>	<u>\$ 2,075,068</u>	<u>\$ 2,210,241</u>	<u>\$ 13,444,296</u>
<u>LIABILITIES AND FUND BALANCES</u>					
Liabilities					
Accounts Payable	\$ 111,927	\$ 105,387	\$ 142,718	\$ 222,940	\$ 582,972
Due to Other Funds	201,297	621,329	-	-	822,626
Deferred Revenue	337,298	152,379	253,397	-	743,074
	<u>650,522</u>	<u>879,095</u>	<u>396,115</u>	<u>222,940</u>	<u>2,148,672</u>
Total Liabilities	<u>650,522</u>	<u>879,095</u>	<u>396,115</u>	<u>222,940</u>	<u>2,148,672</u>
Fund Balances					
Nonspendable	129,287	276,071	8,308	-	413,666
Assigned	2,347,819	4,876,193	1,670,645	1,987,301	10,881,958
	<u>2,477,106</u>	<u>5,152,264</u>	<u>1,678,953</u>	<u>1,987,301</u>	<u>11,295,624</u>
Total Fund Balances	<u>2,477,106</u>	<u>5,152,264</u>	<u>1,678,953</u>	<u>1,987,301</u>	<u>11,295,624</u>
TOTAL LIABILITIES AND FUND BALANCES	<u>\$ 3,127,628</u>	<u>\$ 6,031,359</u>	<u>\$ 2,075,068</u>	<u>\$ 2,210,241</u>	<u>\$ 13,444,296</u>

The Notes to Financial Statements are an integral part of this statement.

CLOVIS UNIFIED SCHOOL DISTRICT
COMBINING STATEMENT OF REVENUES, EXPENDITURES AND CHANGES IN FUND BALANCES
NONMAJOR SPECIAL REVENUE FUNDS
 FOR THE FISCAL YEAR ENDED JUNE 30, 2011

	<u>ADULT FUND</u>	<u>CAFETERIA FUND</u>	<u>CHILD DEVELOPMENT FUND</u>	<u>DEFERRED MAINTENANCE FUND</u>	<u>TOTALS</u>
<u>REVENUES</u>					
Federal Revenues	\$ 1,198,230	\$ 6,669,790	\$ -	\$ -	\$ 7,868,020
Other State Revenues	1,050,835	571,873	2,700,423	-	4,323,131
Other Local Revenues	1,919,959	4,604,763	4,984,591	23,652	11,532,965
Total Revenues	<u>4,169,024</u>	<u>11,846,426</u>	<u>7,685,014</u>	<u>23,652</u>	<u>23,724,116</u>
<u>EXPENDITURES</u>					
Instruction	3,019,974	-	5,966,908	-	8,986,882
Instruction-Related Services					
Supervision of Instruction	13,645	-	-	-	13,645
Instructional Library, Media and Technology	807,651	-	1,313,826	-	2,121,477
School Site Administration	918,379	-	-	-	918,379
Pupil Services					
Food Services	-	9,733,077	-	-	9,733,077
All Other Pupil Services	121,836	-	64,380	-	186,216
General Administration					
All Other General Administration	215,309	432,149	367,889	-	1,015,347
Plant Services	293,173	-	-	1,409,941	1,703,114
Facilities Acquisition and Construction	-	-	78,120	1,358,534	1,436,654
Debt Service					
Principal	-	-	125,729	-	125,729
Total Expenditures	<u>5,389,967</u>	<u>10,165,226</u>	<u>7,916,852</u>	<u>2,768,475</u>	<u>26,240,520</u>
EXCESS (DEFICIENCY) OF REVENUES OVER EXPENDITURES	<u>(1,220,943)</u>	<u>1,681,200</u>	<u>(231,838)</u>	<u>(2,744,823)</u>	<u>(2,516,404)</u>
<u>OTHER FINANCING SOURCES (USES)</u>					
Operating Transfers In	2,846,880	-	-	2,400,000	5,246,880
Operating Transfers Out	-	-	-	-	-
Total Other Financing Sources (Uses)	<u>2,846,880</u>	<u>-</u>	<u>-</u>	<u>2,400,000</u>	<u>5,246,880</u>
EXCESS (DEFICIENCY) OF REVENUES OVER EXPENDITURES AND OTHER SOURCES (USES)	1,625,937	1,681,200	(231,838)	(344,823)	2,730,476
FUND BALANCES - JULY 1, 2010	<u>851,169</u>	<u>3,471,064</u>	<u>1,910,791</u>	<u>2,332,124</u>	<u>8,565,148</u>
FUND BALANCES - JUNE 30, 2011	<u>\$ 2,477,106</u>	<u>\$ 5,152,264</u>	<u>\$ 1,678,953</u>	<u>\$ 1,987,301</u>	<u>\$ 11,295,624</u>

The Notes to Financial Statements are an integral part of this statement.

STATEMENT 3

CLOVIS UNIFIED SCHOOL DISTRICT
BALANCE SHEET
NONMAJOR DEBT SERVICE FUND
 JUNE 30, 2011

CENTRAL VALLEY
 SCHOOL DISTRICT'S
 FINANCING
 CORPORATION
FUND

ASSETS

Cash			
Cash with Fiscal Agent		\$	975,868
TOTAL ASSETS		\$	<u>975,868</u>

LIABILITIES AND FUND BALANCE

Liabilities			
Accounts Payable		\$	-
Fund Balance			
Assigned			<u>975,868</u>
TOTAL LIABILITIES AND FUND BALANCE		\$	<u>975,868</u>

The Notes to Financial Statements are an integral part of this statement.

CLOVIS UNIFIED SCHOOL DISTRICT
STATEMENT OF REVENUES, EXPENDITURES AND CHANGES IN FUND BALANCE
NONMAJOR DEBT SERVICE FUND
 FOR THE FISCAL YEAR ENDED JUNE 30, 2011

CENTRAL VALLEY
 SCHOOL DISTRICTS
 FINANCING
 CORPORATION
 FUND

REVENUES

Other Local Revenues

	\$ 4,605,075
--	--------------

EXPENDITURES

Other Outgo

76,968

Debt Service:

Principal

3,705,000

Interest

900,075

Total Expenditures

	4,682,043
--	-----------

EXCESS (DEFICIENCY) OF REVENUES
 OVER EXPENDITURES

(76,968)

FUND BALANCE - JULY 1, 2010

	1,052,836
--	-----------

FUND BALANCE - JUNE 30, 2011

	\$ 975,868
--	------------

The Notes to Financial Statements are an integral part of this statement.

CLOVIS UNIFIED SCHOOL DISTRICT
COMBINING BALANCE SHEET
NONMAJOR CAPITAL PROJECTS FUNDS
 JUNE 30, 2011

	CAPITAL FACILITIES FUND	SCHOOL FACILITIES FUND	SPECIAL RESERVE FUND	TOTALS
<u>ASSETS</u>				
Cash				
Cash in County Treasury	\$ 7,669,847	\$ 8,166,851	\$ 15,862,789	\$ 31,699,487
Cash on Hand and in Banks	-	78,660	7,000	85,660
Accounts Receivable	36,213	75,926	170,668	282,807
Prepaid Expenditures	20,029	-	-	20,029
TOTAL ASSETS	<u>\$ 7,726,089</u>	<u>\$ 8,321,437</u>	<u>\$ 16,040,457</u>	<u>\$ 32,087,983</u>
<u>LIABILITIES AND FUND BALANCES</u>				
Liabilities				
Accounts Payable	\$ 53,333	\$ 3,019,358	\$ 1,483	\$ 3,074,174
Due to Other Funds	-	-	3,000,000	3,000,000
Total Liabilities	<u>53,333</u>	<u>3,019,358</u>	<u>3,001,483</u>	<u>6,074,174</u>
Fund Balances				
Nonspendable	20,029	-	-	20,029
Assigned	7,652,727	5,302,079	13,038,974	25,993,780
Total Fund Balances	<u>7,672,756</u>	<u>5,302,079</u>	<u>13,038,974</u>	<u>26,013,809</u>
TOTAL LIABILITIES AND FUND BALANCES	<u>\$ 7,726,089</u>	<u>\$ 8,321,437</u>	<u>\$ 16,040,457</u>	<u>\$ 32,087,983</u>

The Notes to Financial Statements are an integral part of this statement.

CLOVIS UNIFIED SCHOOL DISTRICT
COMBINING STATEMENT OF REVENUES, EXPENDITURES AND
CHANGES IN FUND BALANCES
NONMAJOR CAPITAL PROJECTS FUNDS
 FOR THE FISCAL YEAR ENDED JUNE 30, 2011

	CAPITAL FACILITIES FUND	SCHOOL FACILITIES FUND	SPECIAL RESERVE FUND	TOTALS
<u>REVENUES</u>				
Other State Revenues	\$ -	\$ 10,540,276	\$ -	\$ 10,540,276
Other Local Revenues	4,359,799	288,519	684,405	5,332,723
Total Revenues	4,359,799	10,828,795	684,405	15,872,999
<u>EXPENDITURES</u>				
All Other General Administration	10,168	-	-	10,168
Plant Services	34,925	-	-	34,925
Facilities Acquisition and Construction	1,354,689	25,712,625	855,755	27,923,069
Total Expenditures	1,399,782	25,712,625	855,755	27,968,162
EXCESS (DEFICIENCY) OF REVENUES OVER EXPENDITURES	2,960,017	(14,883,830)	(171,350)	(12,095,163)

The Notes to Financial Statements are an integral part of this statement.

CLOVIS UNIFIED SCHOOL DISTRICT
COMBINING STATEMENT OF REVENUES, EXPENDITURES AND
CHANGES IN FUND BALANCES
NONMAJOR CAPITAL PROJECTS FUNDS
 FOR THE FISCAL YEAR ENDED JUNE 30, 2011

	CAPITAL FACILITIES FUND	SCHOOL FACILITIES FUND	SPECIAL RESERVE FUND	TOTALS
<u>OTHER FINANCING SOURCES (USES)</u>				
Operating Transfers In	\$ 189,652	\$ 4,711,124	\$ 2,798,117	\$ 7,698,893
Operating Transfers Out	<u>(3,624,521)</u>	<u>(189,652)</u>	<u>(10,453,421)</u>	<u>(14,267,594)</u>
Total Other Financing Sources (Uses)	<u>(3,434,869)</u>	<u>4,521,472</u>	<u>(7,655,304)</u>	<u>(6,568,701)</u>
EXCESS (DEFICIENCY) OF REVENUES OVER EXPENDITURES AND OTHER FINANCING SOURCES (USES)	(474,852)	(10,362,358)	(7,826,654)	(18,663,864)
<u>FUND BALANCES - JULY 1, 2010</u>	<u>8,147,608</u>	<u>15,664,437</u>	<u>20,865,628</u>	<u>44,677,673</u>
<u>FUND BALANCES - JUNE 30, 2011</u>	<u>\$ 7,672,756</u>	<u>\$ 5,302,079</u>	<u>\$ 13,038,974</u>	<u>\$ 26,013,809</u>

The Notes to Financial Statements are an integral part of this statement.

CLOVIS UNIFIED SCHOOL DISTRICT
COMBINING STATEMENT OF ASSETS AND LIABILITIES
AGENCY FUNDS
 JUNE 30, 2011

	<u>WARRANT PASS-THROUGH FUND</u>	<u>ASSOCIATED STUDENT BODY FUNDS</u>	<u>TOTALS</u>
<u>ASSETS</u>			
Cash			
Cash in County Treasury	\$ 1,118,244	\$ -	\$ 1,118,244
Cash on Hand and in Banks	-	2,064,615	2,064,615
Cash Collections Awaiting Deposit	284	-	284
Inventory	-	28,945	28,945
	<u>-</u>	<u>28,945</u>	<u>28,945</u>
TOTAL ASSETS	<u>\$ 1,118,528</u>	<u>\$ 2,093,560</u>	<u>\$ 3,212,088</u>
<u>LIABILITIES</u>			
Accounts Payable	\$ -	\$ 50,636	\$ 50,636
Other Agencies/Due to Student Groups	1,118,528	2,042,924	3,161,452
	<u>1,118,528</u>	<u>2,042,924</u>	<u>3,161,452</u>
TOTAL LIABILITIES	<u>\$ 1,118,528</u>	<u>\$ 2,093,560</u>	<u>\$ 3,212,088</u>

The Notes to Financial Statements are an integral part of this statement.

CLOVIS UNIFIED SCHOOL DISTRICT
COMBINING STATEMENT OF ASSETS AND LIABILITIES
STUDENT BODY FUNDS
 JUNE 30, 2011

	<u>HIGH SCHOOLS</u>	<u>INTERMEDIATE SCHOOLS</u>	<u>ELEMENTARY SCHOOLS</u>	<u>TOTALS</u>
<u>ASSETS</u>				
Cash on Hand and in Banks	\$ 1,081,716	\$ 344,945	\$ 637,954	\$ 2,064,615
Inventory	28,945	-	-	28,945
TOTAL ASSETS	<u>\$ 1,110,661</u>	<u>\$ 344,945</u>	<u>\$ 637,954</u>	<u>\$ 2,093,560</u>
<u>LIABILITIES</u>				
Accounts Payable	\$ 43,293	\$ -	\$ 7,343	\$ 50,636
Due to Student Groups				
Club Accounts	655,066	110,599	-	765,665
General ASB Accounts	412,302	234,346	630,611	1,277,259
Total Due to Student Groups	<u>1,067,368</u>	<u>344,945</u>	<u>630,611</u>	<u>2,042,924</u>
TOTAL LIABILITIES	<u>\$ 1,110,661</u>	<u>\$ 344,945</u>	<u>\$ 637,954</u>	<u>\$ 2,093,560</u>

The Notes to Financial Statements are an integral part of this statement.

CLOVIS UNIFIED SCHOOL DISTRICT
COMBINING STATEMENT OF CHANGES IN
ASSETS AND LIABILITIES
STUDENT BODY FUNDS
FOR THE FISCAL YEAR ENDED JUNE 30, 2011

	<u>BALANCE</u> <u>JULY 1, 2010</u>	<u>ADDITIONS</u>	<u>DEDUCTIONS</u>	<u>BALANCE,</u> <u>JUNE 30, 2011</u>
<u>HIGH SCHOOLS</u>				
<u>ASSETS</u>				
Cash on Hand and in Banks	\$ 947,949	\$ 5,711,894	\$ 5,578,127	\$ 1,081,716
Inventory	-	28,945	-	28,945
TOTAL ASSETS	<u>\$ 947,949</u>	<u>\$ 5,740,839</u>	<u>\$ 5,578,127</u>	<u>\$ 1,110,661</u>
<u>LIABILITIES</u>				
Accounts Payable	\$ 110,884	\$ 43,293	\$ 110,884	\$ 43,293
Due to Student Groups				
Club Accounts	625,909	1,402,779	1,373,622	655,066
General ASB Accounts	211,156	4,294,767	4,093,621	412,302
Total Due to Student Groups	<u>837,065</u>	<u>5,697,546</u>	<u>5,467,243</u>	<u>1,067,368</u>
TOTAL LIABILITIES	<u>\$ 947,949</u>	<u>\$ 5,740,839</u>	<u>\$ 5,578,127</u>	<u>\$ 1,110,661</u>
<u>INTERMEDIATE SCHOOLS</u>				
<u>ASSETS</u>				
Cash on Hand and in Banks	\$ 327,158	\$ 1,276,623	\$ 1,258,836	\$ 344,945
Inventory	-	-	-	-
TOTAL ASSETS	<u>\$ 327,158</u>	<u>\$ 1,276,623</u>	<u>\$ 1,258,836</u>	<u>\$ 344,945</u>
<u>LIABILITIES</u>				
Accounts Payable	\$ 7,770	\$ -	\$ 7,770	\$ -
Due to Student Groups				
Club Accounts	108,883	326,054	324,338	110,599
General ASB Accounts	210,505	950,569	926,728	234,346
Total Due to Student Groups	<u>319,388</u>	<u>1,276,623</u>	<u>1,251,066</u>	<u>344,945</u>
TOTAL LIABILITIES	<u>\$ 327,158</u>	<u>\$ 1,276,623</u>	<u>\$ 1,258,836</u>	<u>\$ 344,945</u>

The Notes to Financial Statements are an integral part of this statement.

CLOVIS UNIFIED SCHOOL DISTRICT
COMBINING STATEMENT OF CHANGES IN
ASSETS AND LIABILITIES
STUDENT BODY FUNDS
FOR THE FISCAL YEAR ENDED JUNE 30, 2011

	BALANCE, JULY 1, 2010	ADDITIONS	DEDUCTIONS	BALANCE, JUNE 30, 2011
<u>ELEMENTARY SCHOOLS</u>				
<u>ASSETS</u>				
Cash on Hand and in Banks	\$ 571,667	\$ 3,920,588	\$ 3,854,301	\$ 637,954
Inventory	-	-	-	-
TOTAL ASSETS	<u>\$ 571,667</u>	<u>\$ 3,920,588</u>	<u>\$ 3,854,301</u>	<u>\$ 637,954</u>
<u>LIABILITIES</u>				
Accounts Payable	\$ 1,351	\$ 7,343	\$ 1,351	\$ 7,343
Due to Student Groups				
Club Accounts	-	-	-	-
General ASB Accounts	570,316	3,913,245	3,852,950	630,611
Total Due to Student Groups	<u>570,316</u>	<u>3,913,245</u>	<u>3,852,950</u>	<u>630,611</u>
TOTAL LIABILITIES	<u>\$ 571,667</u>	<u>\$ 3,920,588</u>	<u>\$ 3,854,301</u>	<u>\$ 637,954</u>
<u>TOTALS</u>				
<u>ASSETS</u>				
Cash on Hand and in Banks	\$ 1,846,774	\$ 10,909,105	\$ 10,691,264	\$ 2,064,615
Inventory	-	28,945	-	28,945
TOTAL ASSETS	<u>\$ 1,846,774</u>	<u>\$ 10,938,050</u>	<u>\$ 10,691,264</u>	<u>\$ 2,093,560</u>
<u>LIABILITIES</u>				
Accounts Payable	\$ 120,005	\$ 50,636	\$ 120,005	\$ 50,636
Due to Student Groups				
Club Accounts	734,792	1,728,833	1,697,960	765,665
General ASB Accounts	991,977	9,158,581	8,873,299	1,277,259
Total Due to Student Groups	<u>1,726,769</u>	<u>10,887,414</u>	<u>10,571,259</u>	<u>2,042,924</u>
TOTAL LIABILITIES	<u>\$ 1,846,774</u>	<u>\$ 10,938,050</u>	<u>\$ 10,691,264</u>	<u>\$ 2,093,560</u>

The Notes to Financial Statements are an integral part of this statement.

CLOVIS UNIFIED SCHOOL DISTRICT
COMBINING STATEMENT OF ASSETS AND LIABILITIES
STUDENT BODY FUNDS
HIGH SCHOOLS
 FOR THE FISCAL YEAR ENDED JUNE 30, 2011

	BUCHANAN HIGH SCHOOL	CLOVIS HIGH SCHOOL	CLOVIS EAST HIGH SCHOOL	CLOVIS NORTH HIGH SCHOOL	CLOVIS WEST HIGH SCHOOL	GATEWAY CONTINUATION HIGH SCHOOL	ADULT SCHOOL	TOTALS
<u>ASSETS</u>								
Cash on Hand and in Banks	\$ 307,554	\$ 274,972	\$ 93,334	\$ 230,636	\$ 163,195	\$ 11,529	\$ 496	\$ 1,081,716
Inventory	13,213	-	-	-	15,732	-	-	28,945
TOTAL ASSETS	<u>\$ 320,767</u>	<u>\$ 274,972</u>	<u>\$ 93,334</u>	<u>\$ 230,636</u>	<u>\$ 178,927</u>	<u>\$ 11,529</u>	<u>\$ 496</u>	<u>\$ 1,110,661</u>
<u>LIABILITIES</u>								
Accounts Payable	\$ 5,850	\$ -	\$ 4,928	\$ 13,300	\$ 19,215	\$ -	\$ -	\$ 43,293
Due to Student Groups								
Club Accounts	151,751	177,441	78,108	110,748	137,018	-	-	655,066
General ASB Accounts	163,166	97,531	10,298	106,588	22,694	11,529	496	412,302
Total Due to Student Groups	<u>314,917</u>	<u>274,972</u>	<u>88,406</u>	<u>217,336</u>	<u>159,712</u>	<u>11,529</u>	<u>496</u>	<u>1,067,368</u>
TOTAL LIABILITIES	<u>\$ 320,767</u>	<u>\$ 274,972</u>	<u>\$ 93,334</u>	<u>\$ 230,636</u>	<u>\$ 178,927</u>	<u>\$ 11,529</u>	<u>\$ 496</u>	<u>\$ 1,110,661</u>

The Notes to Financial Statements are an integral part of this statement.

CLOVIS UNIFIED SCHOOL DISTRICT
 COMBINING STATEMENT OF CHANGES IN
ASSETS AND LIABILITIES
 STUDENT BODY FUNDS
HIGH SCHOOLS
 FOR THE FISCAL YEAR ENDED JUNE 30, 2011

	<u>BALANCE,</u> <u>JULY 1, 2010</u>	<u>ADDITIONS</u>	<u>DEDUCTIONS</u>	<u>BALANCE,</u> <u>JUNE 30, 2011</u>
<u>Buchanan High School</u>				
<u>ASSETS</u>				
Cash on Hand and in Banks	\$ 305,746	\$ 1,257,357	\$ 1,255,549	\$ 307,554
Inventory	-	13,213	-	13,213
TOTAL ASSETS	<u>\$ 305,746</u>	<u>\$ 1,270,570</u>	<u>\$ 1,255,549</u>	<u>\$ 320,767</u>
<u>LIABILITIES</u>				
Accounts Payable	\$ 24,016	\$ 5,850	\$ 24,016	\$ 5,850
Due to Student Groups				
Club Accounts	173,276	266,697	288,222	151,751
General ASB Accounts	108,454	998,023	943,311	163,166
Total Due to Student Groups	<u>281,730</u>	<u>1,264,720</u>	<u>1,231,533</u>	<u>314,917</u>
TOTAL LIABILITIES	<u>\$ 305,746</u>	<u>\$ 1,270,570</u>	<u>\$ 1,255,549</u>	<u>\$ 320,767</u>
<u>Clovis High School</u>				
<u>ASSETS</u>				
Cash on Hand and in Banks	\$ 261,545	\$ 1,201,104	\$ 1,187,677	\$ 274,972
Inventory	-	-	-	-
TOTAL ASSETS	<u>\$ 261,545</u>	<u>\$ 1,201,104</u>	<u>\$ 1,187,677</u>	<u>\$ 274,972</u>
<u>LIABILITIES</u>				
Accounts Payable	\$ 11,125	\$ -	\$ 11,125	\$ -
Due to Student Groups				
Club Accounts	186,866	274,480	283,905	177,441
General ASB Accounts	63,554	926,624	892,647	97,531
Total Due to Student Groups	<u>250,420</u>	<u>1,201,104</u>	<u>1,176,552</u>	<u>274,972</u>
TOTAL LIABILITIES	<u>\$ 261,545</u>	<u>\$ 1,201,104</u>	<u>\$ 1,187,677</u>	<u>\$ 274,972</u>

The Notes to Financial Statements are an integral part of this statement.

CLOVIS UNIFIED SCHOOL DISTRICT
 COMBINING STATEMENT OF CHANGES IN
ASSETS AND LIABILITIES
 STUDENT BODY FUNDS
HIGH SCHOOLS
 FOR THE FISCAL YEAR ENDED JUNE 30, 2011

	BALANCE JULY 1, 2010	ADDITIONS	DEDUCTIONS	BALANCE, JUNE 30, 2011
<u>Clovis East High School</u>				
<u>ASSETS</u>				
Cash on Hand and in Banks	\$ 132,139	\$ 645,100	\$ 683,905	\$ 93,334
Inventory	-	-	-	-
TOTAL ASSETS	<u>\$ 132,139</u>	<u>\$ 645,100</u>	<u>\$ 683,905</u>	<u>\$ 93,334</u>
<u>LIABILITIES</u>				
Accounts Payable	\$ 12,843	\$ 4,928	\$ 12,843	\$ 4,928
Due to Student Groups				
Club Accounts	69,401	251,995	243,288	78,108
General ASB Accounts	49,895	388,177	427,774	10,298
Total Due to Student Groups	<u>119,296</u>	<u>640,172</u>	<u>671,062</u>	<u>88,406</u>
TOTAL LIABILITIES	<u>\$ 132,139</u>	<u>\$ 645,100</u>	<u>\$ 683,905</u>	<u>\$ 93,334</u>
<u>Clovis North High School</u>				
<u>ASSETS</u>				
Cash on Hand and in Banks	\$ 117,776	\$ 1,329,554	\$ 1,216,694	\$ 230,636
Inventory	-	-	-	-
TOTAL ASSETS	<u>\$ 117,776</u>	<u>\$ 1,329,554</u>	<u>\$ 1,216,694</u>	<u>\$ 230,636</u>
<u>LIABILITIES</u>				
Accounts Payable	\$ 17,207	\$ 13,300	\$ 17,207	\$ 13,300
Due to Student Groups				
Club Accounts	87,871	324,195	301,318	110,748
General ASB Accounts	12,698	992,059	898,169	106,588
Total Due to Student Groups	<u>100,569</u>	<u>1,316,254</u>	<u>1,199,487</u>	<u>217,336</u>
TOTAL LIABILITIES	<u>\$ 117,776</u>	<u>\$ 1,329,554</u>	<u>\$ 1,216,694</u>	<u>\$ 230,636</u>

The Notes to Financial Statements are an integral part of this statement.

CLOVIS UNIFIED SCHOOL DISTRICT
COMBINING STATEMENT OF CHANGES IN
ASSETS AND LIABILITIES
STUDENT BODY FUNDS
HIGH SCHOOLS
FOR THE FISCAL YEAR ENDED JUNE 30, 2011

	<u>BALANCE</u> <u>JULY 1, 2010</u>	<u>ADDITIONS</u>	<u>DEDUCTIONS</u>	<u>BALANCE,</u> <u>JUNE 30, 2011</u>
<u>Clovis West High School</u>				
<u>ASSETS</u>				
Cash on Hand and in Banks	\$ 119,666	\$ 1,270,382	\$ 1,226,853	\$ 163,195
Inventory	-	15,732	-	15,732
TOTAL ASSETS	<u>\$ 119,666</u>	<u>\$ 1,286,114</u>	<u>\$ 1,226,853</u>	<u>\$ 178,927</u>
<u>LIABILITIES</u>				
Accounts Payable	\$ 45,693	\$ 19,215	\$ 45,693	\$ 19,215
Due to Student Groups				
Club Accounts	108,495	285,412	256,889	137,018
General ASB Accounts	(34,522)	981,487	924,271	22,694
Total Due to Student Groups	<u>73,973</u>	<u>1,266,899</u>	<u>1,181,160</u>	<u>159,712</u>
TOTAL LIABILITIES	<u>\$ 119,666</u>	<u>\$ 1,286,114</u>	<u>\$ 1,226,853</u>	<u>\$ 178,927</u>
<u>Gateway Continuation High School</u>				
<u>ASSETS</u>				
Cash on Hand and in Banks	\$ 10,586	\$ 8,392	\$ 7,449	\$ 11,529
Inventory	-	-	-	-
TOTAL ASSETS	<u>\$ 10,586</u>	<u>\$ 8,392</u>	<u>\$ 7,449</u>	<u>\$ 11,529</u>
<u>LIABILITIES</u>				
Accounts Payable	\$ -	\$ -	\$ -	\$ -
Due to Student Groups				
Club Accounts	-	-	-	-
General ASB Accounts	10,586	8,392	7,449	11,529
Total Due to Student Groups	<u>10,586</u>	<u>8,392</u>	<u>7,449</u>	<u>11,529</u>
TOTAL LIABILITIES	<u>\$ 10,586</u>	<u>\$ 8,392</u>	<u>\$ 7,449</u>	<u>\$ 11,529</u>

The Notes to Financial Statements are an integral part of this statement.

CLOVIS UNIFIED SCHOOL DISTRICT
COMBINING STATEMENT OF CHANGES IN
ASSETS AND LIABILITIES
STUDENT BODY FUNDS
HIGH SCHOOLS
FOR THE FISCAL YEAR ENDED JUNE 30, 2011

	BALANCE JULY 1, 2010	ADDITIONS	DEDUCTIONS	BALANCE, JUNE 30, 2011
<u>Adult School</u>				
<u>ASSETS</u>				
Cash on Hand and in Banks	\$ 491	\$ 5	\$ -	\$ 496
Inventory	-	-	-	-
TOTAL ASSETS	<u>\$ 491</u>	<u>\$ 5</u>	<u>\$ -</u>	<u>\$ 496</u>
<u>LIABILITIES</u>				
Accounts Payable	\$ -	\$ -	\$ -	\$ -
Due to Student Groups				
Club Accounts	-	-	-	-
General ASB Accounts	491	5	-	496
Total Due to Student Groups	<u>491</u>	<u>5</u>	<u>-</u>	<u>496</u>
TOTAL LIABILITIES	<u>\$ 491</u>	<u>\$ 5</u>	<u>\$ -</u>	<u>\$ 496</u>
<u>Totals</u>				
<u>ASSETS</u>				
Cash on Hand and in Banks	\$ 947,949	\$ 5,711,894	\$ 5,578,127	\$ 1,081,716
Inventory	-	28,945	-	28,945
TOTAL ASSETS	<u>\$ 947,949</u>	<u>\$ 5,740,839</u>	<u>\$ 5,578,127</u>	<u>\$ 1,110,661</u>
<u>LIABILITIES</u>				
Accounts Payable	\$ 110,884	\$ 43,293	\$ 110,884	\$ 43,293
Due to Student Groups				
Club Accounts	625,909	1,402,779	1,373,622	655,066
General ASB Accounts	211,156	4,294,767	4,093,621	412,302
Total Due to Student Groups	<u>837,065</u>	<u>5,697,546</u>	<u>5,467,243</u>	<u>1,067,368</u>
TOTAL LIABILITIES	<u>\$ 947,949</u>	<u>\$ 5,740,839</u>	<u>\$ 5,578,127</u>	<u>\$ 1,110,661</u>

The Notes to Financial Statements are an integral part of this statement.

CLOVIS UNIFIED SCHOOL DISTRICT
COMBINING STATEMENT OF ASSETS AND LIABILITIES
 STUDENT BODY FUNDS
INTERMEDIATE SCHOOLS
 JUNE 30, 2011

	ALTA SIERRA INTERMEDIATE SCHOOL	C. TODD CLARK INTERMEDIATE SCHOOL	KASTNER INTERMEDIATE SCHOOL	REYBURN INTERMEDIATE SCHOOL	TOTALS
<u>ASSETS</u>					
Cash on Hand and in Banks	\$ 92,013	\$ 124,768	\$ 61,231	\$ 66,933	\$ 344,945
TOTAL ASSETS	<u>\$ 92,013</u>	<u>\$ 124,768</u>	<u>\$ 61,231</u>	<u>\$ 66,933</u>	<u>\$ 344,945</u>
<u>LIABILITIES</u>					
Accounts Payable	\$ -	\$ -	\$ -	\$ -	\$ -
Due to Student Groups					
Club Accounts	44,257	26,466	23,793	16,083	110,599
General ASB Accounts	47,756	98,302	37,438	50,850	234,346
Total Due to Student Groups	<u>92,013</u>	<u>124,768</u>	<u>61,231</u>	<u>66,933</u>	<u>344,945</u>
TOTAL LIABILITIES	<u>\$ 92,013</u>	<u>\$ 124,768</u>	<u>\$ 61,231</u>	<u>\$ 66,933</u>	<u>\$ 344,945</u>

The Notes to Financial Statements are an integral part of this statement.

CLOVIS UNIFIED SCHOOL DISTRICT
COMBINING STATEMENT OF CHANGES IN
ASSETS AND LIABILITIES
STUDENT BODY FUNDS
INTERMEDIATE SCHOOLS
FOR THE FISCAL YEAR ENDED JUNE 30, 2011

	<u>BALANCE</u> <u>JULY 1, 2010</u>	<u>ADDITIONS</u>	<u>DEDUCTIONS</u>	<u>BALANCE,</u> <u>JUNE 30, 2011</u>
<u>Alta Sierra Intermediate School</u>				
<u>ASSETS</u>				
Cash on Hand and in Banks	\$ 89,589	\$ 457,148	\$ 454,724	\$ 92,013
TOTAL ASSETS	<u>\$ 89,589</u>	<u>\$ 457,148</u>	<u>\$ 454,724</u>	<u>\$ 92,013</u>
<u>LIABILITIES</u>				
Accounts Payable	\$ 4,387	\$ -	\$ 4,387	\$ -
Due to Student Groups				
Club Accounts	37,497	123,508	116,748	44,257
General ASB Accounts	47,705	333,640	333,589	47,756
Total Due to Student Groups	<u>85,202</u>	<u>457,148</u>	<u>450,337</u>	<u>92,013</u>
TOTAL LIABILITIES	<u>\$ 89,589</u>	<u>\$ 457,148</u>	<u>\$ 454,724</u>	<u>\$ 92,013</u>
<u>C. Todd Clark Intermediate School</u>				
<u>ASSETS</u>				
Cash on Hand and in Banks	\$ 133,278	\$ 355,048	\$ 363,558	\$ 124,768
TOTAL ASSETS	<u>\$ 133,278</u>	<u>\$ 355,048</u>	<u>\$ 363,558</u>	<u>\$ 124,768</u>
<u>LIABILITIES</u>				
Accounts Payable	\$ -	\$ -	\$ -	\$ -
Due to Student Groups				
Club Accounts	45,784	91,434	110,752	26,466
General ASB Accounts	87,494	263,614	252,806	98,302
Total Due to Student Groups	<u>133,278</u>	<u>355,048</u>	<u>363,558</u>	<u>124,768</u>
TOTAL LIABILITIES	<u>\$ 133,278</u>	<u>\$ 355,048</u>	<u>\$ 363,558</u>	<u>\$ 124,768</u>

The Notes to Financial Statements are an integral part of this statement.

CLOVIS UNIFIED SCHOOL DISTRICT
COMBINING STATEMENT OF CHANGES IN
ASSETS AND LIABILITIES
STUDENT BODY FUNDS
INTERMEDIATE SCHOOLS
FOR THE FISCAL YEAR ENDED JUNE 30, 2011

	<u>BALANCE</u> <u>JULY 1, 2010</u>	<u>ADDITIONS</u>	<u>DEDUCTIONS</u>	<u>BALANCE,</u> <u>JUNE 30, 2011</u>
<u>Kastner Intermediate School</u>				
<u>ASSETS</u>				
Cash on Hand and in Banks	\$ 49,504	\$ 241,850	\$ 230,123	\$ 61,231
TOTAL ASSETS	<u>\$ 49,504</u>	<u>\$ 241,850</u>	<u>\$ 230,123</u>	<u>\$ 61,231</u>
<u>LIABILITIES</u>				
Accounts Payable	\$ 3,383	-	\$ 3,383	-
Due to Student Groups				
Club Accounts	9,801	76,770	62,778	23,793
General ASB Accounts	36,320	165,080	163,962	37,438
Total Due to Student Groups	<u>46,121</u>	<u>241,850</u>	<u>226,740</u>	<u>61,231</u>
TOTAL LIABILITIES	<u>\$ 49,504</u>	<u>\$ 241,850</u>	<u>\$ 230,123</u>	<u>\$ 61,231</u>
<u>Reyburn Intermediate School</u>				
<u>ASSETS</u>				
Cash on Hand and in Banks	\$ 54,787	\$ 222,577	\$ 210,431	\$ 66,933
TOTAL ASSETS	<u>\$ 54,787</u>	<u>\$ 222,577</u>	<u>\$ 210,431</u>	<u>\$ 66,933</u>
<u>LIABILITIES</u>				
Accounts Payable	\$ -	-	-	-
Due to Student Groups				
Club Accounts	15,801	34,342	34,060	16,083
General ASB Accounts	38,986	188,235	176,371	50,850
Total Due to Student Groups	<u>54,787</u>	<u>222,577</u>	<u>210,431</u>	<u>66,933</u>
TOTAL LIABILITIES	<u>\$ 54,787</u>	<u>\$ 222,577</u>	<u>\$ 210,431</u>	<u>\$ 66,933</u>

The Notes to Financial Statements are an integral part of this statement.

CLOVIS UNIFIED SCHOOL DISTRICT
COMBINING STATEMENT OF CHANGES IN
ASSETS AND LIABILITIES
STUDENT BODY FUNDS
INTERMEDIATE SCHOOLS
FOR THE FISCAL YEAR ENDED JUNE 30, 2011

	<u>BALANCE</u> <u>JULY 1, 2010</u>	<u>ADDITIONS</u>	<u>DEDUCTIONS</u>	<u>BALANCE,</u> <u>JUNE 30, 2011</u>
<u>Totals</u>				
<u>ASSETS</u>				
Cash on Hand and in Banks	\$ 327,158	\$ 1,276,623	\$ 1,258,836	\$ 344,945
TOTAL ASSETS	<u>\$ 327,158</u>	<u>\$ 1,276,623</u>	<u>\$ 1,258,836</u>	<u>\$ 344,945</u>
<u>LIABILITIES</u>				
Accounts Payable	\$ 7,770	\$ -	\$ 7,770	\$ -
Due to Student Groups				
Club Accounts	108,883	326,054	324,338	110,599
General ASB Accounts	210,505	950,569	926,728	234,346
Total Due to Student Groups	<u>319,388</u>	<u>1,276,623</u>	<u>1,251,066</u>	<u>344,945</u>
TOTAL LIABILITIES	<u>\$ 327,158</u>	<u>\$ 1,276,623</u>	<u>\$ 1,258,836</u>	<u>\$ 344,945</u>

The Notes to Financial Statements are an integral part of this statement.

CLOVIS UNIFIED SCHOOL DISTRICT
COMBINING STATEMENT OF CHANGES IN
ASSETS AND LIABILITIES
STUDENT BODY FUNDS
ELEMENTARY SCHOOLS
FOR THE FISCAL YEAR ENDED JUNE 30, 2011

<u>ELEMENTARY SCHOOL</u>	<u>BALANCE JULY 1, 2010</u>	<u>ADDITIONS</u>	<u>DEDUCTIONS</u>	<u>BALANCE JUNE 30, 2011</u>
Bud Rank	\$ 1,627	\$ 102,476	\$ 93,563	\$ 10,540
Cedarwood	30,926	574,532	570,416	35,042
Century	9,047	120,550	117,956	11,641
Clovis Elementary	12,170	114,605	117,337	9,438
Cole	24,078	125,423	127,006	22,495
Copper Hills	14,220	72,167	71,993	14,394
Cox	9,264	86,124	85,152	10,236
Dry Creek	30,768	140,440	140,604	30,604
Fancher Creek	5,444	177,027	174,238	8,233
Fort Washington	7,273	62,314	60,690	8,897
Freedom	30,981	111,767	124,399	18,349
Fugman	24,447	151,638	141,083	35,002
Garfield	12,009	165,181	156,135	21,055
Gettysburg	33,323	148,985	140,226	42,082
Jefferson	16,207	72,069	67,665	20,611
Liberty	26,002	145,061	158,461	12,602
Lincoln	5,282	97,117	101,107	1,292
Maple Creek	16,033	99,071	94,555	20,549

The Notes to Financial Statements are an integral part of this statement.

CLOVIS UNIFIED SCHOOL DISTRICT
COMBINING STATEMENT OF CHANGES IN
ASSETS AND LIABILITIES
STUDENT BODY FUNDS
ELEMENTARY SCHOOLS
FOR THE FISCAL YEAR ENDED JUNE 30, 2011

<u>ELEMENTARY SCHOOL</u>	<u>BALANCE JULY 1, 2010</u>	<u>ADDITIONS</u>	<u>DEDUCTIONS</u>	<u>BALANCE JUNE 30, 2011</u>
Miramonte	\$ 31,260	\$ 67,458	\$ 55,070	\$ 43,648
Mountain View	32,671	149,841	143,008	39,504
Nelson	23,406	79,867	82,579	20,694
Pinedale	11,863	48,270	48,520	11,613
Reagan	3,959	74,877	74,777	4,059
Red Bank	44,568	173,604	185,690	32,482
Riverview	14,866	154,654	152,662	16,858
Sierra Vista	5,016	36,203	34,729	6,490
Tarpey	36,897	88,865	96,503	29,259
Temperance-Kutner	15,401	84,737	72,057	28,081
Valley Oak	7,973	100,722	93,258	15,437
Weldon	12,043	106,296	99,654	18,685
Woods	21,292	181,304	171,857	30,739
Total	<u>\$ 570,316</u>	<u>\$ 3,913,245</u>	<u>\$ 3,852,950</u>	<u>\$ 630,611</u>

The Notes to Financial Statements are an integral part of this statement.

CLOVIS UNIFIED SCHOOL DISTRICT
GOVERNING BOARD AND ORGANIZATION
 JUNE 30, 2011

GOVERNING BOARD

<u>MEMBER</u>	<u>OFFICE</u>	<u>TERM EXPIRES</u>
Ginny L. Hovsepien	President	December 2012
Christopher Casado	Vice President	December 2012
F. Scott Troescher	Clerk	December 2012
Sandra A. Bengel	Member	December 2014
Brian D. Heryford	Member	December 2012
Elizabeth J. Sandoval	Member	December 2014
Jim Van Volkenburg, D.D.S.	Member	December 2014

DISTRICT ADMINISTRATORS

Steve Ward	Interim Superintendent
Michelle Steagall, Ed.D.	Associate Superintendent, Curriculum Instruction and Support Services
Janet Young, Ed.D.	Associate Superintendent, Human Resources
Michael Johnston	Assistant Superintendent, Business Services
Ellen Bolding	Director of Finance
Pat Kraft	Director of Budget and Facilities Accounting

ORGANIZATION

The Clovis Unified School District was established in 1960 and is located in Fresno County. The District encompasses an area of approximately 198 square miles. District boundaries include portions of the city of Fresno, Clovis, and unincorporated areas of Fresno County. There were no changes in boundaries in 2010-11. The District currently operates thirty-one elementary schools, five intermediate schools, five high schools, four alternative education schools, one adult school, the Clovis Adult Online Charter School and the Center for Advanced Research and Technology (CART) as a joint high school with Fresno Unified School District.

SCHEDULE 2

CLOVIS UNIFIED SCHOOL DISTRICT
SCHEDULE OF AVERAGE DAILY ATTENDANCE
 FOR THE FISCAL YEAR ENDED JUNE 30, 2011

	<u>Second Period Report</u>	<u>Annual Report</u>
Elementary		
Kindergarten	2,647	2,647
First through Third	8,291	8,290
Fourth through Sixth	8,348	8,352
Seventh through Eighth	5,801	5,792
Home and Hospital	10	12
Special Education	327	332
Community Day School	31	29
Extended Year	21	21
	<hr/>	<hr/>
Total	25,476	25,475
	<hr/>	<hr/>
Secondary		
Regular Classes	10,711	10,667
Continuation Education	248	242
Home and Hospital	17	19
Special Education	207	204
Community Day School	46	43
Extended Year	9	9
	<hr/>	<hr/>
Total	11,238	11,184
	<hr/>	<hr/>
Grand Total	36,714	36,659
	<hr/> <hr/>	<hr/> <hr/>
Clovis Online Charter Grades 9-12 (100% non-classroom based)	48	49
	<hr/> <hr/>	<hr/> <hr/>

See accompanying Notes to Supplementary Information.

CLOVIS UNIFIED SCHOOL DISTRICT
SCHEDULE OF INSTRUCTIONAL TIME
 FOR THE FISCAL YEAR ENDED JUNE 30, 2011

<u>GRADE LEVEL</u>	<u>1982-83 ACTUAL MINUTES</u>	<u>RECALCULATED 1982-83 MINUTES REQUIREMENT*</u>	<u>1986-87 MINUTES REQUIREMENT</u>	<u>RECALCULATED MINUTES REQUIREMENT*</u>	<u>2010-11 ACTUAL MINUTES</u>	<u>NUMBER OF DAYS TRADITIONAL CALENDAR</u>	<u>NUMBER OF DAYS MULTITRACK CALENDAR</u>	<u>STATUS</u>
Kindergarten	31,680	30,800	36,000	35,000	36,045	180	N/A	In Compliance
Grade 1	49,808	48,424	50,400	49,000	55,575	180	N/A	In Compliance
Grade 2	49,808	48,424	50,400	49,000	55,575	180	N/A	In Compliance
Grade 3	49,808	48,424	50,400	49,000	55,575	180	N/A	In Compliance
Grade 4	55,440	53,900	54,000	52,500	56,440	180	N/A	In Compliance
Grade 5	55,440	53,900	54,000	52,500	56,440	180	N/A	In Compliance
Grade 6	55,440	53,900	54,000	52,500	56,440	180	N/A	In Compliance
Grade 7	55,440	53,900	54,000	52,500	62,040	181	N/A	In Compliance
Grade 8	55,440	53,900	54,000	52,500	62,040	181	N/A	In Compliance
Grade 9	52,800	51,333	64,800	63,000	64,832	181	N/A	In Compliance
Grade 10	52,800	51,333	64,800	63,000	64,832	181	N/A	In Compliance
Grade 11	52,800	51,333	64,800	63,000	64,832	181	N/A	In Compliance
Grade 12	52,800	51,333	64,800	63,000	64,832	181	N/A	In Compliance

* Amounts reduced as permitted by Education Code Section 46201.2(a).

See accompanying Notes to Supplementary Information.

SCHEDULE 4

CLOVIS UNIFIED SCHOOL DISTRICT
SCHEDULE OF FINANCIAL TRENDS AND ANALYSIS
 FOR THE FISCAL YEAR ENDED JUNE 30, 2011

<u>General Fund</u>	<u>(BUDGET) 2012*</u>	<u>2011</u>	<u>2010</u>	<u>2009</u>
Revenues and Other Financial Sources	\$ 286,418,275	\$ 303,160,696	\$ 288,893,804	\$ 311,221,094
Expenditures	282,550,689	280,942,696	287,626,285	296,420,954
Other Uses and Transfers Out	7,050,759	9,353,861	6,658,238	4,420,887
Total Outgo	289,601,448	290,296,557	294,284,523	300,841,841
Change in Fund Balance	\$ (3,183,173)	\$ 12,864,139	\$ (5,390,719)	\$ 10,379,253
Ending Fund Balance	\$ 45,638,568	\$ 48,268,592	\$ 35,404,453	\$ 40,795,172
Available Reserves	\$ 45,288,972	\$ 43,740,383	\$ 22,548,979	\$ 37,907,246
Reserved for Economic Uncertainties	\$ -	\$ 17,376,087	\$ -	\$ -
Unassigned Fund Balance	\$ 45,288,972	\$ 26,364,296	\$ 22,548,979	\$ 37,907,246
Available Reserves as a Percentage of Total Outgo	15.64%	15.07%	7.67%	12.60 %
Total Long-Term Debt	\$ **	\$ 389,143,652	\$ 423,684,335	\$ 458,738,883
Average Daily Attendance at P-2	36,711	36,713	36,101	35,894

The General Fund balance has increased by \$7,473,420 over the past two years. The fiscal year 2011-12 budget projects a decrease of \$3,183,173. For a district this size, the State recommends available reserves of at least 2% of total General Fund expenditures, transfers out, and other uses. Clovis Unified School District has met the State's minimum requirements.

Average daily attendance has increased by 819 ADA over the past two years. A decrease of 2 ADA is anticipated during the fiscal year 2011-12.

* Based on July 1 Budget, included for analytical purposes only and has not been subjected to audit.

** Not determined

See accompanying Notes to Supplementary Information.

CLOVIS UNIFIED SCHOOL DISTRICT
SCHEDULE OF EXPENDITURES OF FEDERAL AWARDS
FOR THE FISCAL YEAR ENDED JUNE 30, 2011

<u>FEDERAL GRANTOR/PASS-THROUGH GRANTOR/PROGRAM OR CLUSTER TITLE</u>	<u>FEDERAL CATALOG NUMBER</u>	<u>PASS-THROUGH ENTITY IDENTIFYING NUMBER</u>	<u>PROGRAM EXPENDITURES</u>
<u>GENERAL FUND</u>			
U.S. Department of Education:			
Direct:			
Indian Education	84.060A		\$ 75,864
Teaching American History	84.215X		798,579
Fund for the Improvement of Education	84.215E		139,417
Passed through the California Department of Education (CDE):			
NCLB Title I	84.010	14329	5,676,276
★ Education Jobs Fund	84.410	25152	7,051,822
NCLB Title V, Part A, Innovative Education	84.298A	14354	70
IDEA, Education for the Handicapped			
Local Assistance	84.027A	13379	5,226,525
ARRA Local Assistance	84.391	15003	1,112,024
Preschool Local Entitlement	84.027A	13682	702,852
ARRA Preschool Local Entitlement	84.391	15002	78,651
Preschool Grant	84.173A	13430	105,004
ARRA Preschool Grant	84.392	15000	141,532
Preschool Staff Development	84.173A	13431	3,181
Early Interventions, Part C	84.181	23761	172,109
Title IV (Drug Free Schools)	84.186	14347	37,356
VATEA, Secondary	84.048	14894	176,105
★ American Recovery and Reinvestment Act - State Fiscal Stabilization Fund	84.394	25008	4,453,873
★ Major Programs Tested			

See accompanying Notes to Supplementary Information.

CLOVIS UNIFIED SCHOOL DISTRICT
SCHEDULE OF EXPENDITURES OF FEDERAL AWARDS
 FOR THE FISCAL YEAR ENDED JUNE 30, 2011

<u>FEDERAL GRANTOR/PASS-THROUGH GRANTOR/PROGRAM OR CLUSTER TITLE</u>	<u>FEDERAL CATALOG NUMBER</u>	<u>PASS-THROUGH ENTITY IDENTIFYING NUMBER</u>	<u>PROGRAM EXPENDITURES</u>
<u>GENERAL FUND, continued</u>			
U.S. Department of Education (cont.):			
Workability II, Transitions Partnership	84.158	10006	\$ 128,134
NCLB Title II, Part A, Improving Teacher Quality	84.367	14341	584,421
ARRA Transitions Partnership	84.unk	10130	16,700
NCLB Title II, Part D, EETT	84.318	14334	33,821
ARRA Title II, Part D, EETT	84.386	15019	77,315
ARRA Title II, Part D, EETT Competitive	84.386	15126	377,288
NCLB Title II, Part A, Administrators Training	84.367	14344	36,900
NCLB Title X, McKinney-Vento Homeless	84.196	14332	27,619
NCLB Title III, LEP	84.365	14346	329,987
NCLB Title III, Immigrant Education	84.365	15146	55,190
AP Exams Fee Assistance	N/A	23900	355,489
Public Charter Schools Grant Program	84.282A	14531	50,000
21st Century Community Learning Centers	84.287	14349	624,611
Total Department of Education			<u>28,648,715</u>
U.S. Department of Health and Human Services:			
Passed through CDE:			
MediCal Reimbursements	93.778	10013	781,628
Refugee Children Supplemental Assistance	93.576	24791	110,054
Total Department of Health and Human Services			<u>891,682</u>
Total General Fund			<u>29,540,397</u>

See accompanying Notes to Supplementary Information.

CLOVIS UNIFIED SCHOOL DISTRICT
SCHEDULE OF EXPENDITURES OF FEDERAL AWARDS
FOR FISCAL YEAR ENDED JUNE 30, 2011

<u>FEDERAL GRANTOR/PASS-THROUGH GRANTOR/PROGRAM OR CLUSTER TITLE</u>	<u>FEDERAL CATALOG NUMBER</u>	<u>PASS-THROUGH ENTITY IDENTIFYING NUMBER</u>	<u>PROGRAM EXPENDITURES</u>
<u>ADULT FUND</u>			
U.S. Department of Education:			
Direct:			
PELL Grant	84.063		\$ 679,978
Passed through CDE:			
Adult Education and Literacy Act			
ASE/GED	84.002A	13978	60,728
ESL Citizenship	84.002A	14508	173,498
English Literacy and Civics Education Grant	84.002A	14109	35,945
Carl D. Perkins Career and Technical Education	84.048	14893	115,066
Title I, Part B, Even Start Family Literacy	84.213	14331	<u>133,015</u>
Total Department of Education			<u>1,198,230</u>

See accompanying Notes to Supplementary Information.

CLOVIS UNIFIED SCHOOL DISTRICT
SCHEDULE OF EXPENDITURES OF FEDERAL AWARDS
 FOR FISCAL YEAR ENDED JUNE 30, 2011

<u>FEDERAL GRANTOR/PASS-THROUGH GRANTOR/PROGRAM OR CLUSTER TITLE</u>	<u>FEDERAL CATALOG NUMBER</u>	<u>PASS-THROUGH ENTITY IDENTIFYING NUMBER</u>	<u>PROGRAM EXPENDITURES</u>
<u>CAFETERIA FUND</u>			
U.S. Department of Agriculture:			
Passed through CDE:			
National School Lunch Program	10.555	13396	\$ 5,277,554
Especially Needy Breakfast Program	10.553	13526	1,062,178
Basic Breakfast Program	10.553	13390	204,052
Meal Supplements	10.556	13528	126,006
Total Department of Agriculture			<u>6,669,790</u>
Total Expenditures			<u>\$ 37,408,417</u>
<u>Reconciliation of Federal Awards</u>			
Total Expenditures			\$ 37,408,417
ARRA State Fiscal Stabilization Fund (received in 09/10)	84.394	25008	<u>(2,329,274)</u>
Total Federal Revenues			<u>\$ 35,079,143</u>

See accompanying Notes to Supplementary Information.

CLOVIS UNIFIED SCHOOL DISTRICT
RECONCILIATION OF ANNUAL FINANCIAL AND BUDGET REPORT FORM
WITH AUDITED FINANCIAL STATEMENTS
 FOR FISCAL YEAR ENDED JUNE 30, 2011

	<u>GENERAL FUND</u>
June 30, 2011 Annual Financial and Budget Report Form Fund Balance	\$ 48,821,738
<u>Adjustments and Reclassifications</u>	
(Decrease) Accounts Receivable for:	
Bus Grant	(553,146)
Class Size Reduction	<u>(305,340)</u>
June 30, 2011 Audited Financial Statements Fund Balance	<u>\$ 47,963,252</u>

See accompanying Notes to Supplementary Information.

SCHEDULE 7

CLOVIS UNIFIED SCHOOL DISTRICT
SCHEDULE OF CHARTER SCHOOLS
FOR THE FISCAL YEAR ENDED JUNE 30, 2011

CHARTER SCHOOL

INCLUSION IN
FINANCIAL
STATEMENTS

Clovis Online School

Included

See accompanying Notes to Supplementary Information.

CLOVIS UNIFIED SCHOOL DISTRICT
NOTES TO SUPPLEMENTARY INFORMATION
JUNE 30, 2011

1. PURPOSE OF SCHEDULES

A. Average Daily Attendance

Average daily attendance is a measurement of the number of pupils attending classes of the District. The purpose of attendance accounting from a fiscal standpoint is to provide the basis on which apportionments of State funds are made to school entities. This schedule provides information regarding the attendance of students at various grade levels and in different programs.

B. Schedule of Instructional Time

Districts, including basic aid districts, must maintain their instructional minutes at either the 1982-83 actual minutes or the 1986-87 requirements, whichever is greater, as required by Education Code Section 46201. This schedule is required for all districts, including basic aid districts.

The District has received incentive funding for increasing instructional time as provided by the incentives for Longer Instructional Day. This schedule presents information on the amount of instructional time offered by the District and whether the District complied with the provisions of Education Code Sections 46201 through 46206.

C. Schedule of Financial Trends and Analysis

This schedule discloses the District's financial trends by displaying past years' data along with current year budget information. These financial trend disclosures are used to evaluate the District's ability to continue as a going concern for a reasonable period of time.

CLOVIS UNIFIED SCHOOL DISTRICT
NOTES TO SUPPLEMENTARY INFORMATION
JUNE 30, 2011

D. Schedule of Expenditures of Federal Awards

Basis of Presentation

The accompanying schedule of expenditures of federal awards includes the federal grant activity of Clovis Unified School District and is presented on the accrual basis of accounting. The information in this schedule is presented in accordance with the requirements of OMB Circular A-133, audit of States, Local governments, and Non-Profit Organizations. Therefore, some amounts presented in this schedule may differ from amounts presented in, or used in the preparation of, the combined and combining financial statements.

OMB Circular A-133 requires a disclosure of the financial activities of all Federally funded programs. This schedule was prepared to comply with OMB Circular A-133.

E. Reconciliation of Annual Financial and Budget Report with Audited Financial Statements

This schedule provides the information necessary to reconcile the fund balances of all funds and the total liabilities balance of the general long-term debt account group as reported on the SACS Form to the audited financial statements.

F. Schedule of Charter Schools

This schedule provides a list of Charter Schools sponsored by the District and specifies whether the Charter Schools are included in these financial statements.



Jeanette L. Garcia & Associates

225 W. Hospitality Lane, Suite 317

San Bernardino, CA 92408

Phone: (909) 890-0353

Fax: (909) 890-0278

www.jlgcpa.net

Jeanette L. Garcia,
CPA

AUDITOR'S REPORT ON INTERNAL CONTROL OVER FINANCIAL
REPORTING AND ON COMPLIANCE AND OTHER MATTERS
BASED ON AN AUDIT OF FINANCIAL
STATEMENTS PERFORMED IN ACCORDANCE WITH
GOVERNMENT AUDITING STANDARDS

Governing Board
Clovis Unified School District
Clovis, California

We have audited the financial statements of the governmental activities, each major fund and the aggregate remaining fund information of the Clovis Unified School District (the District) as of and for the year ended June 30, 2011 which collectively comprise the District's basic financial statements, and have issued our report thereon dated November 30, 2011. We conducted our audit in accordance with auditing standards generally accepted in the United States of America and the standards applicable to financial audits contained in Government Auditing Standards, issued by the Comptroller General of the United States.

Internal Control Over Financial Reporting

In planning and performing our audit, we considered Clovis Unified School District's internal control over financial reporting as a basis for designing our auditing procedures for the purpose of expressing our opinions on the financial statements, but not for the purpose of expressing an opinion on the effectiveness of the District's internal control over financial reporting. Accordingly, we do not express an opinion on the effectiveness of the District's internal control over financial reporting.

A deficiency in internal control exists when the design or operation of a control does not allow management or employees, in the normal course of performing their assigned functions, to prevent, or detect and correct misstatements on a timely basis. *A material weakness* is a deficiency, or combination of deficiencies, in internal control, such that there is a reasonable possibility that a material misstatement of the entity's financial statements will not be prevented, or detected and corrected on a timely basis.

Member:

American
Institute of
Certified Public
Accountants

California
Society of
Certified Public
Accountants

Our consideration of internal control over financial reporting was for the limited purpose described in the first paragraph of this section was not designed to identify all deficiencies in internal control over financial reporting that might be deficiencies, significant deficiencies or material weaknesses. We did not identify any deficiencies in internal control over financial reporting that we consider to be material weaknesses, as defined above.

Compliance and Other Matters

As part of obtaining reasonable assurance about whether Clovis Unified School District's financial statements are free of material misstatement, we performed tests of its compliance with certain provisions of laws, regulations, contracts and grant agreements, noncompliance with which could have a direct and material effect on the determination of financial statement amounts. However, providing an opinion on compliance with those provisions was not an objective of our audit and, accordingly, we do not express such an opinion. The results of our tests disclosed no instances of noncompliance or other matters that are required to be reported under Government Auditing Standards.

This report is intended solely for the information and use of the management, Governing Board, others within the District, the California Department of Education, the State Controller's Office, and federal awarding agencies and pass-through entities and is not intended to be and should not be used by anyone other than these specified parties.

A handwritten signature in cursive script that reads "Jeanette L. Garcia & Associates".

November 30, 2011



Jeanette L. Garcia & Associates
 225 W. Hospitality Lane, Suite 317
 San Bernardino, CA 92408
 Phone: (909) 890-0353
 Fax: (909) 890-0278
 www.jlgcpa.net

Jeanette L. Garcia,
 CPA

REPORT ON COMPLIANCE WITH REQUIREMENTS THAT COULD HAVE A
 DIRECT AND MATERIAL EFFECT ON EACH MAJOR PROGRAM AND
 INTERNAL CONTROL OVER COMPLIANCE IN ACCORDANCE
WITH OMB CIRCULAR A-133

Independent Auditor's Report

Governing Board
 Clovis Unified School District
 Clovis, California

Compliance

We have audited the Clovis Unified School District's (the District) compliance with the types of compliance requirements described in the OMB Circular A-133 Compliance Supplement that could have a direct and material effect on each of the District's major federal programs for the year ended June 30, 2011. The District's major federal programs are identified in the summary of auditor's results section of the accompanying schedule of audit findings and questioned costs. Compliance with the requirements of laws, regulations, contracts and grants applicable to each of its major federal programs is the responsibility of the District's management. Our responsibility is to express an opinion on Clovis Unified School District's compliance based on our audit.

We conducted our audit of compliance in accordance with auditing standards generally accepted in the United States of America; the standards applicable to financial audits contained in Government Auditing Standards, issued by the Comptroller General of the United States; and OMB Circular A-133, Audits of States, Local Governments, and Non-Profit Organizations. Those standards and OMB Circular A-133 require that we plan and perform the audit to obtain reasonable assurance about whether noncompliance with the types of compliance requirements referred to above that could have a direct and material effect on a major federal program occurred. An audit includes examining, on a test basis, evidence about the District's compliance with those requirements and performing such other procedures as we considered necessary in the circumstances. We believe that our audit provides a reasonable basis for our opinion. Our audit does not provide legal determination on the District's compliance with those requirements.

In our opinion, Clovis Unified School District complied, in all material respects, with the requirements referred to above that could have a direct and material effect on each of its major federal programs for the year ended June 30, 2011.

Member:

American
 Institute of
 Certified Public
 Accountants

California
 Society of
 Certified Public
 Accountants

Internal Control Over Compliance

Management of Clovis Unified School District is responsible for establishing and maintaining effective internal control over compliance with the requirements of laws, regulations, contracts and grants applicable to federal programs. In planning and performing our audit, we considered the District's internal control over compliance with the requirements that could have a direct and material effect on a major federal program to determine the auditing procedures for the purpose of expressing our opinion on compliance and to test and report on internal control over compliance in accordance with OMB Circular A-133, but not for the purpose of expressing an opinion on the effectiveness of internal control over compliance. Accordingly, we do not express an opinion on the effectiveness of the District's internal control over compliance.

A deficiency in internal control over compliance exists when the design or operation of a control over compliance does not allow management or employees, in the normal course of performing their assigned functions, to prevent, or detect and correct, noncompliance with a type of compliance requirement of a federal program on a timely basis. A material weakness in internal control over compliance is a deficiency, or combination of deficiencies, in internal control over compliance, such that there is a reasonable possibility that material noncompliance with a type of compliance requirement of a federal program will not be prevented, or detected and corrected, on a timely basis.

Our consideration of internal control over compliance was for the limited purpose described in the first paragraph of this section and was not designed to identify all deficiencies in internal control over compliance that might be deficiencies, significant deficiencies, or material weaknesses. We did not identify any deficiencies in internal control over compliance that we consider to be *material weaknesses*, as defined above.

This report is intended solely for the information and use of the management, Governing Board, others within the District, the California Department of Education, the State Controller's Office, and federal awarding agencies and pass-through entities and is not intended to be and should not be used by anyone other than these specified parties.



November 30, 2011



INDEPENDENT AUDITOR'S REPORT ON STATE COMPLIANCE

Jeanette L. Garcia,
CPA

Governing Board
Clovis Unified School District
Clovis, California

We have audited the Clovis Unified School District's compliance with each of the State compliance requirements as listed in Standards and Procedures for Audits of California K-12 Local Education Agencies, issued by the Education Audit Appeals Panel for the year ended June 30, 2011. Compliance with the requirements listed below is the responsibility of the District's management. Our responsibility is to express an opinion on the District's compliance with the applicable compliance requirements based on the compliance audit.

We conducted our compliance audit in accordance with auditing standards generally accepted in the United States of America; the standards for financial and compliance audits contained in Government Auditing Standards, issued by the Comptroller General of the United States; and the Standards and Procedures for Audits of California K-12 Local Educational Agencies issued by the Education Audit Appeals Panel. The compliance audit includes examining, on a test basis, evidence about the District's compliance with those requirements and performing such other procedures as the auditor considered necessary in the circumstances. We believe that our compliance audit provides a reasonable basis for our opinion. Our audit does not provide legal determination on the District's compliance with the requirements listed below.

In connection with the audit referred to above, we selected and tested transactions and records to determine the District's compliance with the State laws and regulations applicable to the following:

	Procedures in Audit Guide	Procedures Performed
Attendance Accounting:		
Attendance Reporting	8	Yes
Kindergarten Continuation	3	Yes
Independent Study	23	Yes
Continuation Education	10	Yes
Incentives for Longer Instructional Day:		
School Districts	6	Yes
County Offices of Education	3	Not Applicable
Instructional Materials:		
General	8	Yes
Ratios of Administrative Employees to Teachers	1	Yes
Classroom Teacher Salaries	1	Yes
Early Retirement Incentive Program	4	No (see below)
Gann Limit Calculation	1	Yes
School Accountability Report Card	3	Yes
Public Hearing Requirement – Receipt of Funds	1	Yes

Member:

American
Institute of
Certified Public
Accountants

California
Society of
Certified Public
Accountants

	<u>Procedures in Audit Guide</u>	<u>Procedures Performed</u>
Class Size Reduction (including Charter Schools):		
General	7	Yes
Option One Classes	3	Yes
Option Two Classes	4	Not Applicable
Districts and Charter Schools with Only One School Serving K-3	4	Not Applicable
After School Education and Safety Program		
General Requirements	4	Yes
After School	4	Yes
Before School	5	Not Applicable
Charter Schools:		
Contemporaneous Records of Attendance	1	Yes
Mode of Instruction	1	Not Applicable
Nonclassroom-Based Instruction/Independent Study	15	Yes
Determination of Funding for Nonclassroom-Based Instruction	3	Yes
Annual Instructional Minutes – Classroom-Based	3	Not Applicable
Requirement related to Education Code 42238.20	10	Yes

We did not test compliance for Early Retirement Incentive Program because the District did not participate in the State program. In our opinion, the Clovis Unified School District complied, in all material respects, with the applicable compliance requirements referred to above.

This report is intended solely for the information and use of the management, Governing Board, others within the District, State Controller's Office, Department of Finance, Department of Education, and pass-through entities, and is not intended to be and should not be used by anyone other than these specified parties.

Jeanette L Garcia & Associates

November 30, 2011



Findings and Recommendations

CLOVIS UNIFIED SCHOOL DISTRICT
SCHEDULE OF AUDIT FINDINGS AND QUESTIONED COSTS
 FOR THE FISCAL YEAR ENDED JUNE 30, 2011

Section 1 – Summary of Auditor’s Results

Financial Statements

Type of auditor’s report issued: Unqualified

Internal control over financial reporting:

Material weakness(es) identified? _____ Yes X No

Significant deficiencies identified? _____ Yes X None reported

Noncompliance material to financial statements noted? _____ Yes X No

Federal Awards

Internal control over major programs:

Material weakness(es) identified? _____ Yes X No

Significant deficiencies identified? _____ Yes X None reported

Type of auditor’s report issued on compliance for major programs: Unqualified

Any audit findings disclosed that are required to be reported in accordance with Circular A-133, Section .510(a)? _____ Yes X No

Identification of major programs:

<u>CFDA Number(s)</u>	<u>Name of Federal Program or Cluster</u>
84.410	Education Jobs Fund
84.394	American Recovery and Reinvestment Act – State Fiscal Stabilization Fund

CLOVIS UNIFIED SCHOOL DISTRICT
SCHEDULE OF AUDIT FINDINGS AND QUESTIONED COSTS
FOR THE FISCAL YEAR ENDED JUNE 30, 2011

Federal Awards (cont.)

Dollar threshold used to distinguish between Type A and Type B programs: \$ 1,122,253

Auditee qualified as low-risk auditee? X Yes No

State Awards

Internal control over state programs:

Material weakness(es) identified? Yes X No

Significant deficiencies identified? Yes X None reported

Noncompliance material to financial statements noted? Yes X No

Type of auditor's report issued on compliance for state programs: Unqualified

CLOVIS UNIFIED SCHOOL DISTRICT
SCHEDULE OF AUDIT FINDINGS AND QUESTIONED COSTS
FOR THE FISCAL YEAR ENDED JUNE 30, 2011

Section II – Financial Statement Findings

None reported.

Section III – Federal Award Findings and Questioned Costs

None reported.

Section IV – State Award Findings and Questioned Costs

None reported.

CLOVIS UNIFIED SCHOOL DISTRICT
STATUS OF PRIOR YEAR FINDINGS AND RECOMMENDATIONS
 FOR THE FISCAL YEAR ENDED JUNE 30, 2011

FINDING	RECOMMENDATION	STATUS	EXPLANATION IF NOT FULLY IMPLEMENTED
<p><u>Elementary ASBs-30000</u> It was noted during testing that deposits are not made timely. A few instances were noted at several different elementary schools, resulting in a delay of up to 39 days. In addition, receipting procedures for money collected are problematic and inconsistent amongst the different elementary schools.</p>	<p>To strengthen internal controls over cash, deposits should be made timely, at least weekly. Money should not remain on campus over weekends or holidays. A separate receipt book should be used for ASB collections. Receipts should be written for all monies collected at the time they are received. Only ASB receipts should be written from the ASB receipt book. Receipts written should be balanced with the bank deposit to ensure the deposit is intact.</p>	<p>Implemented</p>	
<p><u>Buchanan HS ASB-30000</u> It was noted that bank deposits are not timely due to teachers holding the money for an extended amount of time. We noted one teacher started collecting money in December and did not turn it in until February, resulting in a seventy-two day delay.</p>	<p>Teachers and coaches should be reminded of the importance of daily deposits. Monies received must be turned in promptly to the bookkeeper. The bookkeeper should receipt monies immediately. Bank deposits must be made in a timely manner, at least weekly. Funds should not remain on school grounds over weekends or holidays.</p>	<p>Implemented</p>	
<p><u>Clovis East HS ASB - 30000</u> It was noted during testing of twenty-five expenditures that one expenditure was supported by a receipt dated prior to the approved requisition. Also, one expenditure was partially paid from statements, rather than detailed invoices.</p>	<p>To ensure that expenditures are proper, goods and services should not be ordered or purchased before approval is made and original invoices and receiving documentation must be received before payment is made to vendors.</p>	<p>Implemented</p>	
<p>During testing, we noted one of four revenue potentials tested was prepared incorrectly. Unit cost was used instead of sales price, which will result in a net profit calculation instead of an over/short calculation.</p>	<p>Due care should be taken when completing revenue potentials. Potential revenue (no. of items sold x selling price) should be compared to the actual cash collected/deposited and any differences should be investigated and noted.</p>	<p>Implemented</p>	

CLOVIS UNIFIED SCHOOL DISTRICT
STATUS OF PRIOR YEAR FINDINGS AND RECOMMENDATIONS
 FOR THE FISCAL YEAR ENDED JUNE 30, 2011

FINDING	RECOMMENDATION	STATUS	EXPLANATION IF NOT FULLY IMPLEMENTED
<u>Clovis West HS ASB-30000</u> The bookkeepers have the ability to make withdrawals from the bank accounts online without any approvals. The bank's armored car service delivers the money to them. Because they keep the accounting records, it would be very easy to withdraw money from the accounts without anyone's knowledge.	To strengthen internal controls over cash, the District should work with the bank on a method to control disbursement of funds. We would recommend a system to notify the Principal via email when disbursement of funds has been requested electronically.	Implemented	