



ENROLL ON YOUR SCHEDULE

Learn about your available benefits and enroll anytime, anywhere. You can watch benefits overview videos and browse FAQs to help you select the coverage that meets your individual needs.





Your enrollment dates:

April 8, 2024 - May 17, 2024

Get Started

- 1 Visit afenroll.com**
Compatible browsers: Safari, Edge, and Chrome.
- 2 Enter your User ID:**
This is your Employee Identification Number.
- 3 Enter your PIN:**
This is the last four digits of your SSN and last two digits of your birth year.
- 4 Two-Factor Authentication**
American Fidelity has implemented Two-Factor Authentication to add an extra layer of security to your enrollment experience. You will be prompted to select either an email address or a mobile phone number to receive a verification code. Once that code is received, you will input it into the prompt in AFenroll to verify your account.
- 5 Click the Log in button**

Tips

-  **Things to Know:**
Social Security numbers and dates of birth are required for all employees and their dependents.
-  **Choose Benefits:**
Review your benefits options to help ensure you have the proper coverage and opt out of those you do not need.
-  **Make Changes:**
Log in to AFenroll to make changes at any time during your enrollment period. Before you log out, you must re-confirm with your PIN or your enrollment will not be valid.
-  **Print/Save Benefit Confirmation:**
Sign your Benefit Confirmation/Deduction Authorization Form using your PIN as your electronic signature.



To view a tutorial video, visit
americanfidelity.com/howtoenroll

Central California Branch Office
3649 W. Beechwood Ave., Suite 103
Fresno, CA 93711
866-504-0010 • 559-230-2107
afes-fresnobranch@americanfidelity.com

AMERICAN FIDELITY 
a different opinion

americanfidelity.com