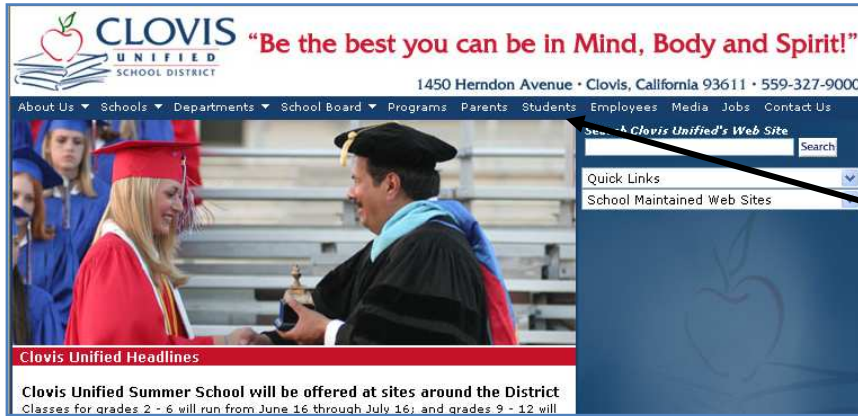
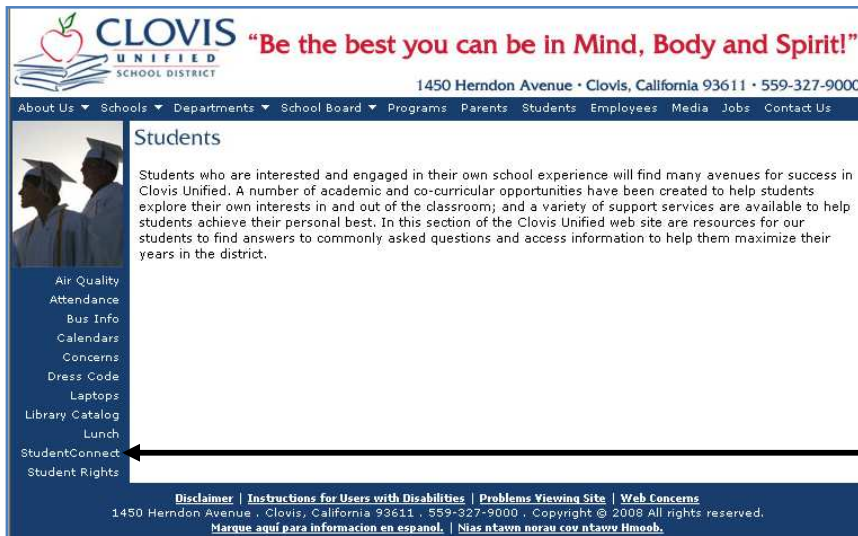


# How to use Student Connection

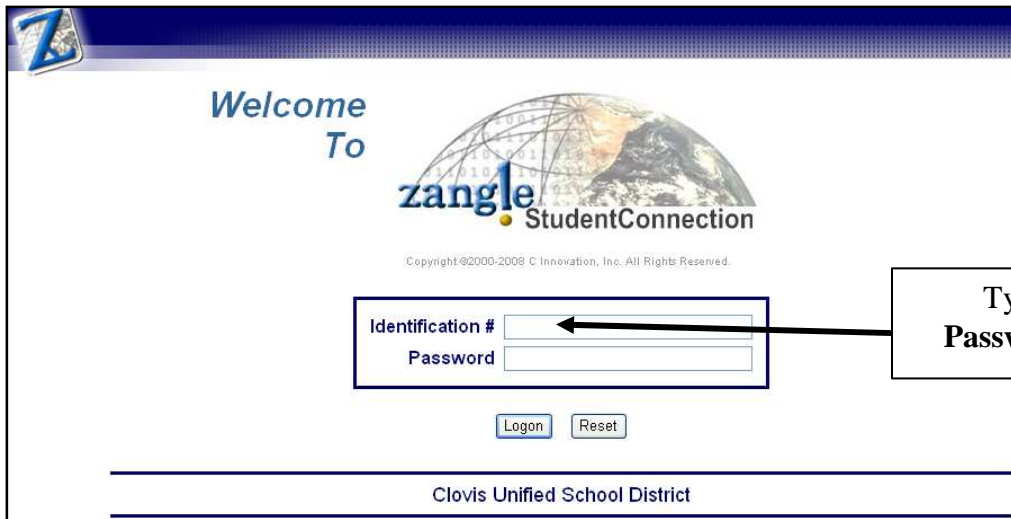
Go to Clovis Unified's website (<http://www.cusd.com>)



Click on the **Students** link.



Click on the **Student Connect** link. Choose **Login** to Student Connect.



Type your **PIN** and **Password**. Click **Logon**.

Click here to enter your **Email** and change your **password**.

LINDA LOR Signed In: 2/4/2008 7:40:35 AM


School: REYBURN INTERMEDIATE (T 330 07/08, Grade 8) [Account](#) [Help](#) [About](#) [Sign Out](#)

LINDA LOR in Grade 8 at REYBURN INTERMEDIATE


Please Make a Selection

[Online Help](#)

- [News](#)
- [Demographics](#)
- [Schedule](#)
- [Attendance](#)
- [Assignments](#)
- [Marks](#)
- [Transcript](#)
- [Testing](#)
- [Cafeteria](#)

  
zangle StudentConnection  
Innovation, Inc. All Rights Reserved.

Click links to view information

 *StudentConnection*

**Login Maintenance** [Back](#)

Student Name: LINDA LOR

**If you wish to change your email or password information, password for authentication, your desired changes**

Current Password:

Email Address:

New Password:

Confirm:

Click on the **Account** link (see above).  
Please enter your **Email address**.  
To change your password:  
Type your **current password** (Current password box), your **new password** (New password box) and **retype your new password** (Confirm box). Click **Submit**